

Wellington Strategic European Equity Fund

USD S Accumulating Unhedged

RISK AND REWARD PROFILE

1 2 3 4 5 **6** 7Lowest Risk Highest Risk
Capital at risk: please refer to the bottom of this page for details about the Risk & Reward Profile.

MORNINGSTAR™ RATING*: ★★★★★

FUND DETAILS*

Fund Inception: December 2011

Share Class Inception: March 2014

Fund Assets: EUR 1.3 billion

NAV: USD 15.76

*For investors other than those investing via a third-party distributor: The fund may have restrictions on accepting new investors or additional investments. Please contact your relationship manager prior to making additional subscriptions.

KEY INFORMATION

Domicile: Ireland

Regulatory Regime: UCITS

Legal Structure: Public Limited Company

Dealing Frequency: Daily

Country Registration: Chile, France, Germany, Ireland, Italy, Norway, Singapore*, Spain, Sweden, Switzerland, United Kingdom.

ISIN: IE00B9FQ4253

Bloomberg: WSEENUH ID

Sedol: B9FQ425

Lipper: 68207191

WKN: A1W03R

*Restricted scheme

FUND CHARACTERISTICS

Asset-Weighted Market Capitalisation: EUR 24.4 billion

Beta (3 Yr): 0.97

Tracking Risk (3 Yr, Annualised): 4.1%

Turnover: 44.9%

FEES AND PRICING

Minimum Investment: USD 1 million

Management Fee: 0.70% p.a.

Ongoing Charges Figure*: 0.79%

*The ongoing charges figure excludes Fund transaction costs, except in the case of depositary fees and an entry/exit charge paid by the Fund when buying or selling Shares in another collective investment undertaking. A detailed description of the charges that apply is set out in the section "Charges and Expenses" in the Prospectus. The ongoing charges figure may change over time. Charges applied will reduce the return potential of investments.

If an investor's own currency is different from the currency shown, costs could increase or decrease due to currency or exchange related fluctuations.

For more information, please visit

www.wellingtonfunds.com

SUMMARY OF INVESTMENT OBJECTIVE AND POLICY

The Wellington Strategic European Equity Fund seeks long-term total returns in excess of the the MSCI Europe Index. The Investment Manager will actively manage the Fund, seeking to achieve the objective by investing in the equity securities of predominantly European-domiciled companies that are believed to benefit from earnings and cash flow growth that are greater than the market average.

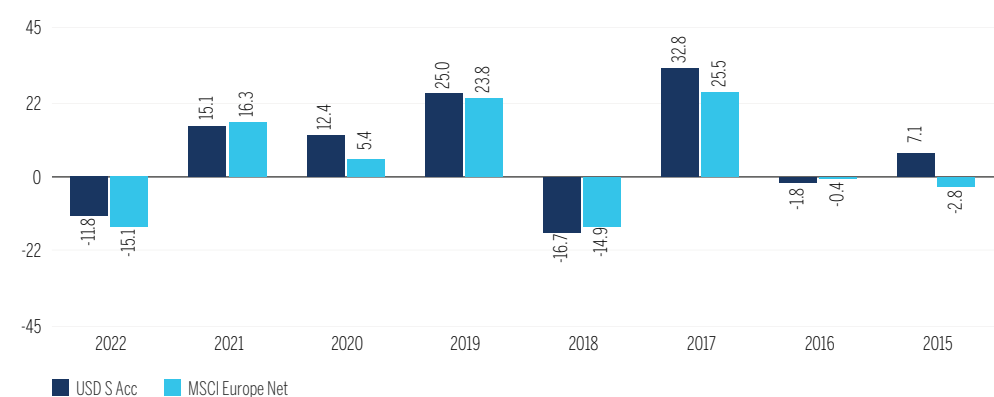
FUND PERFORMANCE (%)

Past performance does not predict future returns.

TOTAL RETURNS NET OF FEES AND EXPENSES

	YTD	1 MO	3 MOS	1 YR	3 YRS	5 YRS	10 YRS	SINCE INCEPTION
USD S Acc	-11.8	2.4	21.5	-11.8	4.5	3.5	-	5.3
MSCI Europe Net	-15.1	0.0	19.3	-15.1	1.3	1.9	-	2.3

CALENDAR YEAR RETURNS



DISCRETE ANNUAL PERFORMANCE

	JAN '22 - DEC '22	JAN '21 - DEC '21	JAN '20 - DEC '20	JAN '19 - DEC '19	JAN '18 - DEC '18	JAN '17 - DEC '17	JAN '16 - DEC '16	JAN '15 - DEC '15	JAN '14 - DEC '14	JAN '13 - DEC '13
USD S Acc	-11.8	15.1	12.4	25.0	-16.7	32.8	-1.8	7.1	-	-
MSCI Europe Net	-15.1	16.3	5.4	23.8	-14.9	25.5	-0.4	-2.8	-	-

Past results are not necessarily indicative of future results and an investment can lose value.

The inception date of the USD S Acc share class is 7 March 2014. | Periods greater than one year are annualised. | If an investor's own currency is different from the currency in which the fund is denominated, the investment return may increase or decrease as a result of currency fluctuations. | Fund returns shown are net of USD S Acc share class fees and expenses. Fund returns shown are net of actual (but not necessarily maximum) withholding and capital gains tax but are not otherwise adjusted for the effects of taxation and assume reinvestment of dividends and capital gains. The index returns, where applicable, are shown net of maximum withholding tax and assume reinvestment of dividends. | Please note the fund has a swing pricing mechanism in place. | If the last business day of the month is not a business day for the Fund, performance is calculated using the last available NAV. This may result in a performance differential between the fund and the index. | Source: Fund - Wellington Management. Index - MSCI.

FUND MANAGEMENT

Dirk Enderlein, CFA
24 years of experience

CITYWIRE A

Wellington Management Company LLP (WMC) is an independently owned investment adviser registered with the US Securities and Exchange Commission. WMC, along with its affiliates (collectively, Wellington Management), provides investment management and investment advisory services to institutions around the world. | This material and its contents may not be reproduced or distributed, in whole or in part, without the express written consent of Wellington Management. MARKETING COMMUNICATION. Nothing in this document should be interpreted as advice, nor is it a recommendation to buy or sell shares in Wellington Management Funds (Ireland) plc (the Fund). Investment in the Fund may not be suitable for all investors. The Fund only accepts professional clients or investment through financial intermediaries. Fund shares are made available only in jurisdictions where such offer or solicitation is lawful. Please read the latest Key Investor Information Document (KIID) Prospectus, and latest annual report (and semi-annual report) before investing. For each country where the Fund is registered for sale, the prospectus, complaints procedure and summary of investor rights in English, and the KIID in English and an official language, are available free of charge from the Funds Transfer Agent State Street Fund Services (Ireland) Limited, 78 Sir John Rogerson's Quay, Dublin 2, Ireland and from www.Wellington.com/KIIDs. Complaints can be submitted to the Complaints Officer at the address of the Funds Transfer Agent or by email to WellingtonGlobalTA@statestreet.com. The Fund is authorised and regulated as a UCITS scheme by the Central Bank of Ireland. The Fund may decide to terminate marketing arrangements for shares in an EU Member State by giving 30 working days' notice. | In Switzerland, the Fund offering documents can be obtained from the local Representative and Paying Agent, BNP Paribas Securities Services, Selnastrasse 16, 8002 Zurich, Switzerland. The Prospectuses are available in English, French and Swiss French. | Rating: *As at 31/12/2022. The information contained herein: (1) is proprietary to Morningstar; (2) may not be copied or distributed; and (3) is not warranted to be accurate, complete or timely. Neither Morningstar nor its content providers are responsible for any damages or losses arising from any use of this information. The Overall Morningstar Rating for a fund is derived from a weighted average of the three, five, and ten year (if applicable) ratings, based on risk-adjusted returns. Past performance is no guarantee of future results. © 2022 Morningstar. All Rights Reserved. | Manager ratings provided by Citywire © for rolling 3-year risk-adjusted performance. Citywire's ratings are provided after month-end, therefore please review Citywire's website for current ratings. | Risk and Reward Profile: based on share class volatility. Historical data may not be a reliable indication for the future. Risk category shown is not guaranteed and may shift over time. The lowest category does not mean 'risk free'. Please refer to page 2 for more details about risks.

WHAT ARE THE RISKS?

CAPITAL: Investment markets are subject to economic, regulatory, market sentiment and political risks. All investors should consider the risks that may impact their capital, before investing. The value of your investment may become worth more or less than at the time of the original investment. The Fund may experience a high volatility from time to time.

CONCENTRATION: Concentration of investments within securities, sectors or industries, or geographical regions may impact performance.

CURRENCY: The value of the Fund may be affected by changes in currency exchange rates. Unhedged currency risk may subject the Fund to significant volatility.

EMERGING MARKETS: Emerging markets may be subject to custodial and political risks, and volatility. Investment in foreign currency entails exchange risks.

EQUITIES: Investments may be volatile and may fluctuate according to market conditions, the performance of individual companies and that of the broader equity market.

HEDGING: Any hedging strategy using derivatives may not achieve a perfect hedge.

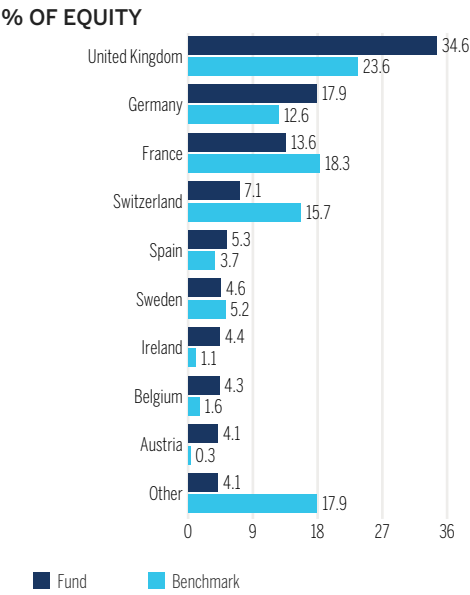
MANAGER: Investment performance depends on the investment management team and their investment strategies. If the strategies do not perform as expected, if opportunities to implement them do not arise, or if the team does not implement its investment strategies successfully; then a fund may underperform or experience losses.

SMALL AND MID-CAP COMPANY: Small and mid-cap companies' valuations may be more volatile than those of large cap companies. They may also be less liquid.

SUSTAINABILITY: A Sustainability Risk can be defined as an environmental, social or governance event or condition that, if it occurs, could cause an actual or potential material negative impact on the value of an investment.

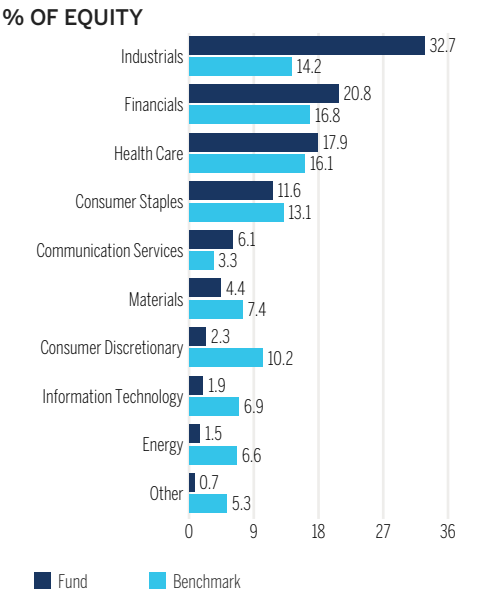
Before subscribing, please refer to the Fund offering documents/prospectus for further risk factors and pre-investment disclosures. For the latest NAV, please visit www.fundinfo.com.

GEOGRAPHIC BREAKDOWN



Totals may not add up to 100% due to rounding.

SECTOR DISTRIBUTION



Totals may not add up to 100% due to rounding.

TOP 10 HOLDINGS

COMPANY NAME	MARKET	INDUSTRY	% OF EQUITY
British-Amer Tobacco	United Kingdom	Food Beverage & Tobacco	4.0
Rheinmetall AG	Germany	Capital goods	3.7
UBS Group AG	Switzerland	Diversified Financials	3.6
Haleon PLC	United Kingdom	Household & Personal Products	3.6
BAE Systems PLC	United Kingdom	Capital goods	3.3
UCB SA	Belgium	Pharma, Biotech & Life Sciences	3.2
Erste Group Bank AG	Austria	Banks	3.1
Prudential PLC	United Kingdom	Insurance	3.0
Novartis AG	Switzerland	Pharma, Biotech & Life Sciences	2.7
CRH PLC	Ireland	Materials	2.7
Total of Top 10			32.9
Number of Equity Names			64

The individual issuers listed should not be considered a recommendation to buy or sell. The weightings do not reflect exposure gained through the use of derivatives. Holdings vary and there is no guarantee that the Fund currently holds any of the securities listed. Please refer to the annual and semi-annual report for the full holdings.

In the following countries, this material is provided by: Canada: Wellington Management Canada ULC registered in the provinces of Alberta, British Columbia, Manitoba, Nova Scotia, New Brunswick, Newfoundland and Labrador, Ontario, Prince Edward Island, Quebec and Saskatchewan in the categories of Portfolio Manager and Exempt Market Dealer. In the UK, Wellington Management International Limited (WMIL), a firm authorised and regulated by the Financial Conduct Authority (Ref: 208573). In EEA countries where the Fund is registered: Wellington Management Europe GmbH which is authorised and regulated by the the German Federal Financial Supervisory Authority, (BaFin). Shares of the Fund may not be distributed or marketed in any way to German retail or semi-professional investors if the Fund is not admitted for distribution to these investor categories by BaFin. Hong Kong: Wellington Management Hong Kong Limited (WM Hong Kong), a corporation licensed by the Securities and Futures Commission. Wellington Investment Management (Shanghai) Limited is a wholly-owned entity and subsidiary of WM Hong Kong . Singapore: Wellington Management Singapore Pte Ltd (WM Singapore) (Registration No 201415544E), regulated by the Monetary Authority of Singapore. Australia: Wellington Management Australia Pty Ltd (WM Australia), for use solely by wholesale clients (as defined in the Corporations Act 2001) .WMC is exempt from the requirement to hold an Australian financial services licence (AFSL) under the Corporations Act 2001 in respect of financial services. WMC is regulated by the SEC under the laws of the United States, which differ from the laws applying in Australia. Japan: Wellington Management Japan Pte Ltd (WM Japan) (Registration No 199504987R) is registered as a Financial Instruments Firm with registered number: Director General of Kanto Local Finance Bureau (Kin-Sho) Number 428, a member of the Japan Investment Advisers Association, the Investment Trusts Association, Japan (ITA) and the Type II Financial Instruments Firms Association (T2FIFA). WMIL, WM Hong Kong, WM Japan and WM Singapore are also registered as investment advisers with the SEC; however, they will comply with the substantive provisions of the US Investment Advisers Act only with respect to their US clients ©2021 Wellington Management. All rights reserved. WELLINGTON MANAGEMENT FUNDS® is a registered service mark of Wellington Group Holdings LLP. | All index data is provided "as is". The Fund described herein is not sponsored or endorsed by the index provider. In no event shall the index provider, its affiliates or any data provider have any liability of any kind in connection with the index data or the Fund described herein. No further distribution or dissemination of the index data is permitted without the index provider's express written consent. | 474