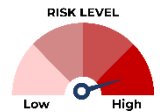


Key Information Investment Disclosure Statement

February 27, 2026

Balance growth and stability with a mix of local fixed income and equity securities



INVESTMENT OBJECTIVE AND SUMMARY

The Fund aims to achieve long- term capital and income growth by investing in a diversified portfolio of fixed income and equity securities. The Fund aims to outperform its benchmark which is composed of 70% BPI Philippine Government Bond Index and 30% PSEi Total Return Index (PSEi TRI).

CLIENT SUITABILITY

A client profiling process should be performed prior to participating in the Fund to guide the prospective investor if it is suited to his/her investment objective and risk tolerance before deciding to invest. Clients are advised to read the Declaration of Trust/Plan Rules of the Fund, which may be obtained from our website.

FUND FACTS

Classification	Multi-asset Fund
Total Fund NAV	PHP 700.66
Dealing Day	Daily up to 2:00PM
Redemption Settlement	Day 3 End-of-Day
Min. Holding Period / Early Redemption Charge	None
NAVPU	PHP 207.86
Launch Date	December 4, 2006
Minimum Investment	PHP 10,000
Additional Investment	PHP 5,000

KEY RISKS AND RISK MANAGEMENT

Interest Rate Risk: The fund invests in short term domestic fixed income securities, exposing investors to the risk of loss arising from rise in interest rates, which generally causes fixed income security prices to decline. Factors/events that may lead to a rise in interest rates include adverse market conditions, issuer-specific factors/events and/or negative developments in domestic political and economic conditions.

Equity Price Risk: Investors are exposed to adverse changes in the prices of stocks listed in the Philippine Stock Exchange, which may be brought about by adverse stock market conditions, unfavorable company earnings and valuations and/ or negative developments in domestic and global political and economic conditions.

Liquidity Risk: Investors are exposed to the risk of loss due to the Fund's inability to convert security holdings to cash immediately or in instances where conversion to cash is possible but at a highly disadvantageous price due to limited buyers/sellers in the market, low trading volumes or market disruptions, among other reasons/ factors

FEES

Trustee Fees	Monthly rate: 0.1151% ¹ Annual fee: 1.50% p.a.	BPI Wealth
Custodianship and Accounting Fee	0.0020% ²	DB AG Manila
External Audit Fee	0.0000% ³	Isla Lipana
Other Fees	0.0000%	None

Related Party Risk: Investors are exposed to actual or potential conflicts of interest in the handling of related party transactions by the Trustee, specifically, time deposit placements with the Trustee's own bank and/ or its subsidiary, purchase of debt securities issued by related parties, as well as the execution of trade transactions with related counterparties.

Credit/Default Risk: Investors are exposed to the risk of loss due to the failure of the borrower/ debt issuer to make timely interest and/or principal payments on its deposit liabilities, loans, bonds or other debt instruments due to a deterioration in the borrower's/ issuer's financial condition or external factors and events that may affect its ability to repay financial obligations such as negative developments in domestic political and economic conditions.

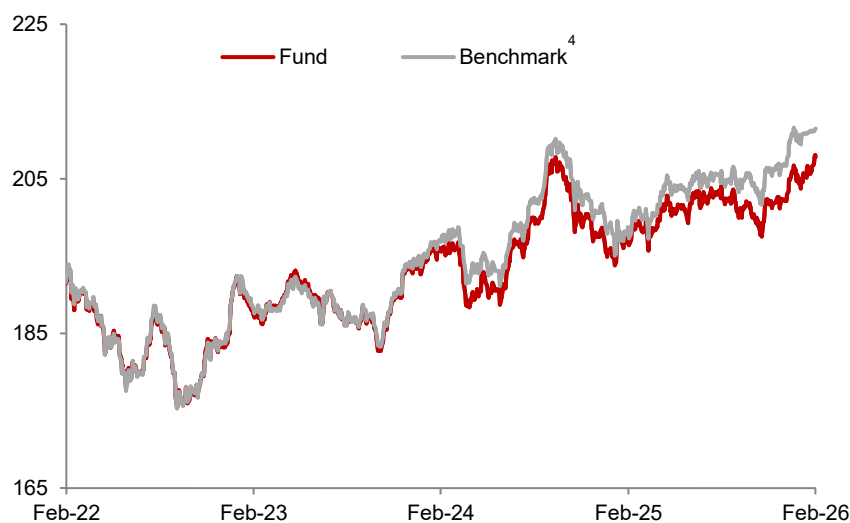
¹ Monthly Rate: Billings received for February 2026 divided by the average daily NAV for the same month valued at Php 697.50Mn
² Monthly Rate: Billings received for January 2026 divided by the average daily NAV for the same month valued at Php 705.09Mn
³ Billing is received at the last quarter of the year

In accordance with the provisions in the Declaration of Trust, the Fund employs a risk management policy based on duration. The Fund may also use financial derivatives to hedge the portfolio against market and credit risks.

• THE UNIT INVESTMENT TRUST FUND (UITF) IS NOT A DEPOSIT AND IS NOT INSURED BY THE PHILIPPINE DEPOSIT INSURANCE CORP. (PDIC).
 • RETURNS CANNOT BE GUARANTEED AND HISTORICAL NAVPU IS FOR ILLUSTRATION OF NAVPU MOVEMENTS/FLUCTUATIONS ONLY.
 • WHEN REDEEMING, THE PROCEEDS MAY BE WORTH LESS THAN THE ORIGINAL INVESTMENT AND ANY LOSSES SHALL BE SOLELY FOR THE ACCOUNT OF THE CLIENT.
 • THE TRUSTEE IS NOT LIABLE FOR ANY LOSS UNLESS UPON WILLFUL DEFAULT, BAD FAITH OR GROSS NEGLIGENCE.
 • THIS PRODUCT CANNOT BE SOLD TO YOU UNLESS ITS BENEFITS AND RISKS HAVE BEEN THOROUGHLY EXPLAINED. IF YOU DO NOT FULLY UNDERSTAND THIS PRODUCT, DO NOT PURCHASE OR INVEST IN IT.

FUND PERFORMANCE AND STATISTICS

(Purely for reference purposes and is not a guarantee of future results)



NAVPU OVER THE PAST 12 MONTHS

Highest	206.72
Lowest	193.80

STATISTICS

Weighted Ave Duration (Yrs.)	6.32
Volatility, Past 1 Year (%) ⁷	5.02
Sharpe Ratio ⁸	0.35
Information Ratio ⁹	-2.47
Current Number of Holdings	29

⁶ Since Inception.

⁷ Measures the degree to which the Fund fluctuates vis-à-vis its average return over a period of time.

⁸ Used to characterize how well the return of a Fund compensates the investor for the level of risk taken. The higher the number, the better

⁹ Measures reward-to-risk efficiency of the portfolio relative to the benchmark. The higher the number, the higher the reward per unit of risk.

	CUMULATIVE						ANNUALIZED				CALENDAR YEAR					
	1M	3M	6M	1Y	3Y	S.I. ⁶	1Y	3Y	5Y	S.I. ⁶	YTD	2025	2024	2023	2022	2021
Fund (Net%)	1.45	2.83	2.66	5.82	11.11	107.86	5.82	3.58	1.72	3.87	2.84	2.34	2.19	5.49	-4.32	-3.20
Benchmark	1.74	3.83	4.66	8.63	14.23	181.05	8.63	4.54	2.35	5.52	3.68	3.06	3.63	5.34	-4.90	-1.79

⁴ BENCHMARK INFORMATION

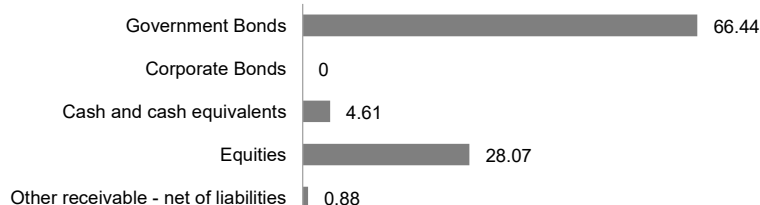
Name	Description and Key Characteristics
PSEi Total Return Index (PSEi TRI)	The Philippine Stock Exchange Index or PSEi is the main index of the Philippine Stock Exchange. The PSEi is a free float-adjusted market capitalization-weighted index of the 30 largest and most active common stock. The PSEi Total Return Index (PSEi TRI) covers both price performance and income from dividend payments by reinvesting cash dividends back to the PSEi according to each constituent's respective market capitalization weightings.
BPI Philippine Government Bond 1-5 Year Index	The BPI Philippine Government Bond Index (the BPI Index) is sponsored by the Bank of the Philippine Islands (the Sponsor). The Sponsor is responsible for the design of the BPI Index and the issuance of these Rules. The BPI Index is intended to reflect the performance of Philippine Government, fixed-rate straight bonds denominated in Philippine Peso. It is intended to be a template for passive, diversified fixed income investment portfolios where securities are held in proportion to the market value (Market Capitalization) of the issued securities. It aims to provide accurate and objective benchmarks by which to assess the performance of the Philippine Government bond market.

Details about the equity benchmark component can be accessed through the Philippine Stock Exchange website at <https://www.pse.com.ph>. For information regarding the fixed income benchmark component, participants may contact the calculating agent, BPI Investments Inc, via email at bpi_investment@bpi.com.ph. Alternatively, inquiries may also be directed to BPI Wealth at bpiwealth@bpi.com.ph.

⁵ Effective January 2, 2025, the Fund's benchmark changed from 30% Philippine Stock Exchange Index (PSEi) + 70% BPI Philippine Government Bond 1-5 Year Index to 30% PSEi Total Return Index (PSEi TRI) + 70% BPI Philippine Government Bond 1-5 Year Index to ensure alignment with BSP Circular No. 1178, Guidelines on the Use of Benchmarks for UITFs.

PORTFOLIO COMPOSITION

ALLOCATION (%)



SECTOR HOLDINGS (EQUITY PORTION)



TOP TEN HOLDINGS

Name	Maturity	% of Fund
Fixed Rate Treasury Note	02/23/2036	12.87
Fixed Rate Treasury Note	04/28/2035	11.75
Retail Treasury Bond	08/20/2030	10.15
Fixed Rate Treasury Note	11/24/2042	8.93
Retail Treasury Bond	02/28/2029	5.83
Fixed Rate Treasury Note	07/19/2031	5.26
Fixed Rate Treasury Note	05/23/2044	5.16
Int'l Container Terminal Services, Inc.		3.82
Fixed Rate Treasury Note	01/18/2031	3.64
SM Investments Corporation		3.25

RELATED PARTY TRANSACTIONS*

The Fund has transactions and outstanding investments including deposits, investment in the share/s of stocks, and/or debt issuances of the following companies related to the BPI Wealth - A Trust Corporation ("BPI Wealth"):

Ayala Corporation – Php 9.66 Mn
 Ayala Land, Inc. – Php 11.43 Mn,
 Bank of the Philippine Islands – Php 20.93 Mn
 Globe Telecom – Php 4.95 Mn

Investments in the said outlets were approved by the BPI Wealth's Board of Directors. Likewise, all related party transactions are conducted on an arm's length and best execution basis and within established limits.

**Related party in accordance with BPI Wealth's internal policy*

OUTLOOK AND STRATEGY

Market Review. Philippine government bond yields declined by an average of 13 basis points in February, led by bonds with maturities of less than one year, which fell by around 25 basis points. The rally in bonds was largely driven by the Bangko Sentral ng Pilipinas' (BSP) decision to cut its policy rate from 4.50% to 4.25%, citing softer-than-expected economic growth. Investor sentiment was further supported by news reports on the potential inclusion of Philippine government bonds in the J.P. Morgan Government Bond Index – Emerging Markets (GBI-EM). National Treasurer Sharon Almanza indicated that an announcement on the country's possible inclusion could be forthcoming. Such inclusion may increase foreign investor participation in the local bond market, potentially boosting demand for government securities and exerting downward pressure on yields. During the month, the Bureau of the Treasury (BTr) issued a new 10-year benchmark bond (FXTN 10-74), raising a total of Php298 billion, including Php63 billion from bond exchange transactions. The auction attracted strong demand, with total tenders reaching Php328.5 billion, significantly exceeding the initial offer of Php30 billion. The bond was awarded at a coupon rate of 5.925%, which was below prevailing secondary market yields for comparable tenors. The strong auction outcome reinforced positive sentiment in the local fixed income market during the period.

The Philippine Stock Exchange Index (PSEi) extended gains in February, rising by 4.46% month-on-month, to close at 6,611.24. The rally was driven by foreign buying at US\$143 million for the month as risk appetite improved towards Emerging Markets. Furthermore, sentiment was supported by the Bangko Sentral ng Pilipinas' (BSP) 25 bps rate cut to 4.25% as inflation moderated to 2.0% YoY in January (within the target band of 2-4%), alongside a firmer peso at Php57.66 or 2.03% gain month-on-month. Lastly, MSCI's quarterly review drove month-end flows which saw the inclusion of MYNLD and APX in the small cap index. Average Daily Value Turnover reached Php6.47 billion, a tad lower than the prior month's Php6.52 billion. On a per stock basis, the top three index gainers for the month include: PLUS (+22.71%), AC(+18.58%) and PGOLD (+17.32%). Meanwhile, the bottom three performers were: SMC (-15.11%), SCC (-11.95%) and DMC (-10.65%).

Fund Performance. The Fund returned 1.45% in February, underperforming the benchmark by 29 basis points. Year-to-date, the Fund registered a gain of 1.37%, underperforming the benchmark by 53 basis points.

Fund Strategy. The fund looks to maintain a nimble portfolio position to take advantage of any opportunities as interest rates are seen to increase over the next few months. Local inflation is seen to be affected by ongoing geopolitical tensions in the Middle East and may breach the BSP's targeted range near-term. This may prompt the BSP to end its cutting cycle earlier than anticipated. Volatility may persist in the near term driven by global factors, and the portfolio will be actively managed to take advantage of this. Investors in a bond fund must be prepared to withstand volatility as higher returns are typically achieved over the medium to long term. As for Equities, the fund will remain defensive given heightened volatility from geopolitical tensions. The Fund's preference is for companies with leading market capitalization, clear earnings growth drivers, dividend-paying and high-yielding.

LIST OF PROSPECTIVE INVESTMENTS

The following are among the Fund's approved investment outlets, wherein the Trustee intends to invest depending on strategy, availability, or other market-driven circumstances:

- a) Deposit products;
- b) Money market instruments;
- c) Securities issued by or guaranteed by the Philippine government, or by the BSP;
- d) Tradable securities issued or guaranteed by multilateral institutions such as the Asian Development Bank (ADB), International Monetary Fund (IMF) and World Bank;
- e) Common shares, preferred shares, and convertible preferred share listed on the Philippine Stock Exchange

IMPORTANT NOTICES

BPI Wealth is a subsidiary of the Bank of the Philippine Islands. For inquiries and comments, please send us a message through bpiwealth@bpi.com.ph or by visiting www.bpi.com.ph/contactus. You may also call our 24-hour BPI Contact Center at (+632) 889 10000.

BPI Wealth as Trustee/Investment Manager is regulated by the Bangko Sentral ng Pilipinas. <https://www.bsp.gov.ph>