

Key Information Investment Disclosure Statement

January 30, 2026

Capture innovation-led growth through global tech leaders and emerging game-changers



INVESTMENT OBJECTIVE AND SUMMARY

The Fund, operating as a Feeder Fund, intends to achieve long term capital growth by investing in a Target Fund that invests in stocks in the technology sector. The Fund aims to provide excess return over the MSCI AC World Information Technology 10/40 Index.

FUND FACTS

Classification	Equity Feeder Fund
Total Fund NAV	USD 36.23
Dealing Day	Daily up to 2:00PM
Redemption Settlement	T+5 End-of-Day
Min. Holding Period / Early Redemption Charge	None
NAVPU	USD 139.60
Launch Date	February 1, 2021
Minimum Investment	USD 100
Additional Investment	No minimum

FEES

Trustee Fees	Monthly rate: 0.1273% ¹ Annual fee: 1.50% p.a.	BPI Wealth
Custodianship and Accounting Fee	0.0012% ²	DB AG Manila
External Audit Fee	0.0000% ³	Isla Lipana
Other Fees	0.0186% ⁴	Index Licensing Fee

¹ Monthly Rate: Billings received for January 2026 divided by the average daily NAV for the same month valued at USD 35.54 Mn.
² Monthly Rate: Billings received for December 2025 divided by the average daily NAV for the same month valued at USD 34.57 Mn.³ Billing is received at the last quarter of the year.
⁴ Based on latest billing received from provider/s.

CLIENT SUITABILITY

A client profiling process should be performed prior to participating in the Fund to guide the prospective investor if it is suited to his/her investment objective and risk tolerance before deciding to invest. Clients are advised to read the Declaration of Trust/Plan Rules of the Fund, which may be obtained from our website.

This Fund is for investors who:

- Are at least classified as aggressive based on their risk profile
- Have an investment horizon of at least five (5) years.

KEY RISKS AND RISK MANAGEMENT

Market/Price Risk: Investors are exposed to adverse changes in the prices of global equities in the technology sector due to adverse market conditions, unfavorable company earnings and valuations, and negative developments in the political and economic conditions of the focus countries of the securities of the target fund.

Liquidity Risk: Investors are exposed to the risk of loss due to the target fund's inability to convert security holdings to cash immediately or in instances where conversion to cash is possible but at a highly disadvantageous price due to limited participants in the market, low trading volumes, market disruptions, among others.

Country Risk: Investors are exposed to the risk of loss arising from negative developments in the political, economic and social conditions of countries, primarily the US, which may adversely affect the value of the feeder fund.

FX Risk: Investors are exposed to the risk of loss from a decline in the market value of the target fund when the market value of foreign currency denominated securities held by the target fund are translated to USD.

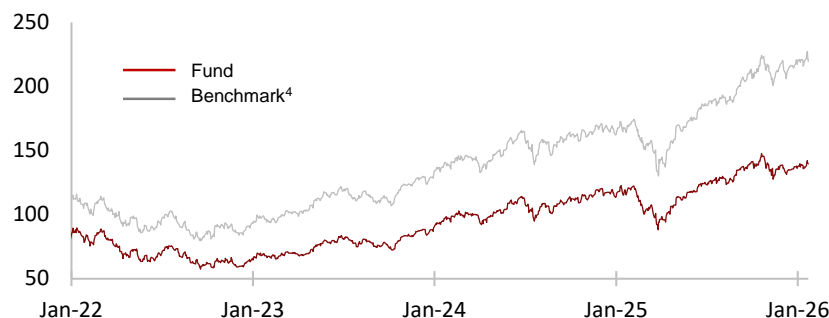
The Fund's investment outlets undergo proper screening and evaluation in accordance with the Trustee's accreditation process. The Fund may also use financial derivatives to hedge the portfolio against market and credit risks.

• THE UNIT INVESTMENT TRUST FUND (UITF) IS NOT A DEPOSIT AND IS NOT INSURED BY THE PHILIPPINE DEPOSIT INSURANCE CORP. (PDIC).
 • RETURNS CANNOT BE GUARANTEED AND HISTORICAL NAVPU IS FOR ILLUSTRATION OF NAVPU MOVEMENTS/FLUCTUATIONS ONLY.
 • WHEN REDEEMING, THE PROCEEDS MAY BE WORTH LESS THAN THE ORIGINAL INVESTMENT AND ANY LOSSES SHALL BE SOLELY FOR THE ACCOUNT OF THE CLIENT.
 • THE TRUSTEE IS NOT LIABLE FOR ANY LOSS UNLESS UPON WILLFUL DEFAULT, BAD FAITH OR GROSS NEGLIGENCE.
 • THIS PRODUCT CANNOT BE SOLD TO YOU UNLESS ITS BENEFITS AND RISKS HAVE BEEN THOROUGHLY EXPLAINED. IF YOU DO NOT FULLY UNDERSTAND THIS PRODUCT, DO NOT PURCHASE OR INVEST IN IT.

FUND PERFORMANCE AND STATISTICS

(Purely for reference purposes and is not a guarantee of future results)

NAVPU GRAPH



NAVPU OVER THE PAST 12 MONTHS

Highest	147.50
Lowest	88.08

STATISTICS

Volatility, Past 1 Year (%) ⁷	26.57
Sharpe Ratio ⁸	0.49
Information Ratio ⁹	-0.64

⁵ Effective April 16, 2024, the Fund's benchmark changed from MSCI All Countries World Information Technology Index to MSCI All Countries World Information Technology 10/40 Index to align with the Target Fund and to ensure an accurate representation of the Target Fund's investment universe.

⁶ Since Inception.

⁷ Measures the degree to which the Fund fluctuates vis-à-vis its average return over a period of time

⁸ Used to characterize how well the return of a Fund compensates the investor for the level of risk taken. The higher the number, the better

⁹ Measures reward-to-risk efficiency of the portfolio relative to the benchmark. The higher the number, the higher the rewards per unit of risk.

	CUMULATIVE						ANNUALIZED				CALENDAR YEAR				
	1M	3M	6M	1Y	3Y	S.I. ⁶	1Y	3Y	5Y	S.I. ⁶	YTD	2025	2024	2023	2022
Fund (Net%)	2.97	-3.93	8.33	17.02	111.96	39.60	17.02	28.46	-	6.90	2.97	15.64	32.70	48.35	-42.51
Benchmark	1.54	-1.13	16.32	31.27	132.20	119.47	31.27	32.42	-	17.03	1.54	28.85	29.79	50.81	-30.98

⁴ BENCHMARK INFORMATION

Name: MSCI AC World Information Technology 10/40 Index

Description and Key Characteristics: The MSCI ACWI Information Technology 10/40 Index is a free-float weighted index that includes large and mid cap securities across 23 Developed Markets (DM) countries and 24 Emerging Markets (EM) countries. All securities in the index are classified in the Information Technology sector as per the Global Industry Classification Standard (GICS®).

The index is based on the MSCI Global Investable Market Indexes (GIMI) Methodology —a comprehensive and consistent approach to index construction that allows for meaningful global views and cross regional comparisons across all market capitalization size, sector and style segments and combinations. This methodology aims to provide exhaustive coverage of the relevant investment opportunity set with a strong emphasis on index liquidity, investability and replicability.

The MSCI 10/40 Indexes take into account the investment limits imposed by the Undertakings for Collective Investment in Transferable Securities (UCITS) directive on funds incorporated in member states of the European Union. The directive constrains the weight of any single group entity, at 10% of a fund's total assets and the sum of the weights of all group entities representing more than 5% of the fund at 40% of the fund's total assets. These indices aim to represent the constrained version of the MSCI Equity Indexes, by applying the weight constraints to the nonconstrained, free-float adjusted market capitalization weighted MSCI Equity Indexes.

Relation to the Fund's Objective or Investment Strategy: The Fund operates as a Feeder Fund. The Target Fund is actively managed and will refer to MSCI AC World Information Technology Index when constructing the portfolio and managing its risk to ensure that the Fund remains aligned with its investment objectives. When selecting investments, the Target Trustee has discretion and is not restricted to the components or weighting of the Index. The Target Fund may invest in securities not included in the Index to take advantage of investment opportunities, subject to the asset class, regional, industry, sector and/or strategy requirements of its investment objectives. Investors may use the Index to measure the performance of the Fund.

Information about the benchmark may be accessed through MSCI <https://www.msci.com/>. Alternatively, participants may request information from BPI Wealth at bpiwealth@bpi.com.ph.

PORTFOLIO COMPOSITION

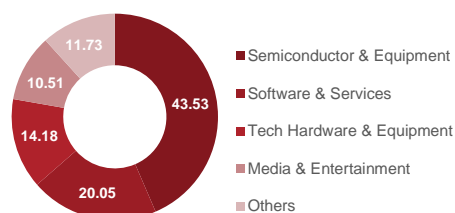
ALLOCATION (%)



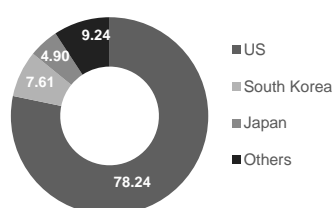
TOP TEN HOLDINGS

Name	% of Target Fund
NVIDIA Corp	9.95
Broadcom Inc	8.27
Microsoft Corp	6.32
Apple Inc	5.78
Alphabet Inc Class A	4.74
Lam Research Corp	4.24
Taiwan Semiconductor Manufacturing	4.17
SK Hynix Inc	3.98
Advantest Corp	3.45
Samsung Electronics Ltd	3.13

SECTOR BREAKDOWN (%)



REGIONAL BREAKDOWN (%)



TARGET FUND INFORMATION

Name of Target Fund:	BlackRock World Technology Fund	Fund Manager:	BlackRock Inc.
Fund structure:	UCITS (LUX)	Trustee and Custodian:	The Bank of New York Mellon SA
Fund Currency:	US Dollar	Regulator:	Commission de Surveillance du Secteur Financier (CSSF)
Inception Date:	December 30, 2011	Total Expense Ratio:	1.07%

The Fund Performance Report and relevant information about the BlackRock World Technology Fund can be viewed and downloaded through <https://www.blackrock.com/sg/en>.

RELATED PARTY TRANSACTIONS

The Fund has no transactions and outstanding investments with entities related to BPI Wealth - A Trust Corporation. ("BPI Wealth").

Bank of the Philippine Islands – USD 0.06M

**Related party in accordance with BPI Wealth's internal policy.*

OUTLOOK AND STRATEGY

Market Review. Global equities were broadly higher in January. The MSCI ACWI rose by 2.96% while the Nasdaq 100 gained 1.3%. The S&P 500 dipped intra-month to a low of 6,796 before rallying to end the month just shy of the key 7,000 level at 6,939. The persistent strength of the markets is noteworthy given the S&P 500 had risen strongly in the prior three years, gaining 16.4%, 24% in 2023 and 23% in 2024.

January closed with mixed sector dynamics. Technology was flat while Materials surged by 18% followed by Energy up 10.6%. Industrials posted a good start to the year also, rising 9.7% and Communication Services and Consumer Cyclical also had good beginnings, up 4.8% and 3.7% respectively.

On January 30, President Trump nominated Kevin Warsh to be the next Chair of the Federal Reserve, highlighting a potential shift in leadership and policy once Jerome Powell's term ends in May. Warsh, a former governor and market-oriented figure, requires Senate confirmation.

Corporate earnings is not evenly distributed with technology and communications sectors expected to contribute disproportionately to overall earnings growth while many smaller companies show slower growth. Broad sector forecasts suggest all sectors are projected to see positive earnings growth in 2026.

European markets started the year with solid gains. The pan-European STOXX Europe 600 ticked higher in January and closed the month up 2.5%, with the index rebounding in the late month after mixed sessions. The Euro STOXX 50 also finished January with a positive return, supported by earnings news and resilient macro data.

Asia-Pacific equities broadly climbed in January, supported by strong leadership and elevated investor confidence early in the year. Japan's Nikkei 225 hit record highs above 54,300 in mid-January buoyed by weak yen dynamics and bullish sentiment around technology and domestic reforms, before moderating later in the month. South Korea's KOSPI also reached all-time closing highs, reflecting a strong risk appetite and ongoing interest in export-oriented and semiconductor-linked stocks.

Fund Performance. The fund returned 2.97% in January, outperforming the benchmark by 143 basis points.

Fund Strategy. Hyperscalers are still committing substantial capital to data center build-outs while sovereign AI programs across Asia, Europe, and the Middle East have become an increasingly important source of demand, focused on domestic capability and data-resilience objectives. This combination is sustaining demand for advanced GPUs, high-performance networking, optical interconnects, and power and cooling systems, while also encouraging investment in more geographically diversified and resilient supply chains.

Infrastructure and models remain core pillars of our positioning. A backdrop of constructive sentiment, improving earnings visibility, and intermittent volatility strengthens the case for active stock selection. As the AI buildout deepens and competitive moats widen across the ecosystem, we see structural tailwinds that support long-term outperformance for well-positioned technology leaders.

We are selectively increasing exposure to companies with demonstrated AI monetization, durable competitive advantages, and clear pathways to scaled adoption. Opportunities remain compelling where valuations do not fully reflect multi-year growth trajectories, particularly in hardware, infrastructure, and enabling technologies that benefit directly from expanding AI workloads and real-world deployment.

LIST OF PROSPECTIVE INVESTMENTS

The following are among the Fund's approved investment outlets, wherein the Trustee intends to invest depending on strategy, availability, or other market-driven circumstances:

(a) Primarily in a single collective investment scheme ("CIS") whose investment objective is to provide investment results in excess of the return of the MSCI AC World Information Technology 10/40 Index; provided further that such CIS is approved or registered and supervised by a regulatory authority that is a member of the International Organization of Securities Commissions (IOSCO) and managed by reputable fund manager/s; provided further that the investment in the said collective investment scheme should at least be ninety percent (90%) of the total assets of the Fund. The Target Fund must be recognized as a collective investment scheme in its home jurisdiction by a regulatory authority or any regulatory authority acceptable to the BSP to supervise this CIS;

(b) Short-term tradable fixed-income instruments issued or guaranteed by the Philippine government or the BSP; tradable securities issued by the government of a foreign country, any political subdivision/agency of a foreign country or any supranational entity; tradable fixed income instruments issued by foreign or local financial institutions or private corporations; exchange-listed securities; marketable instruments that are traded in an organized exchange; loans traded in an organized market; and, such other tradable investments outlets/ categories as the BSP may allow. Provided, that, a financial instrument is regarded as tradable if two-way prices are quoted, readily available or regularly available from an exchange, dealer, broker, industry group, pricing service or regulatory agency, and those prices represent actual and regularly occurring market transactions on an arm's length basis.

(c) Short-term tradable fixed-income instruments issued, underwritten, or otherwise dealt by BPI and/or any of its subsidiaries, affiliates, their successors-in-interest or assignees, their directors, officers, stockholders, and related interest, and any of their trust and fund managed accounts, under such terms and conditions as the Trustee may deem to be in the best interest of the Fund; and, any such other instruments as may be allowed under BSP regulations. Investment with related interests shall be in accordance with Section 414-Q of MORNBF1;

(d) The principal investments of the Fund will be denominated in, but not limited to, the U.S. Dollar. The target fund invests in securities denominated in other currencies;

(e) Money market instruments;

(f) Deposit products;

(g) Such other investments suitable to the nature, classification, and strategy of the Fund, as allowed by prevailing regulations

IMPORTANT NOTICES

BPI Wealth is a subsidiary of the Bank of the Philippine Islands. For inquiries and comments, please send us a message through bpiwealth@bpi.com.ph or by visiting www.bpi.com.ph/contactus. You may also call our 24-hour BPI Contact Center at (+632) 889 10000.

BPI Wealth as Trustee/Investment Manager is regulated by the Bangko Sentral ng Pilipinas. <https://www.bsp.gov.ph>

Qualified Participants

Participation in the Fund shall be open to Participants with legal capacity to contract and who are not considered US persons under the US securities and tax laws, subject to the other conditions, rules or provisions stated in the Plan Rules and those established by the Trustee. No beneficial owner shall hold more than 10% of the Fund. Any investor who owns more than 10% shall be asked to redeem the amount (or its equivalent number of units) in excess of 10% within thirty (30) calendar days.