

**Key Information Investment Disclosure Statement**

February 27, 2026

Capture innovation-led growth through global tech leaders and emerging game-changers



**INVESTMENT OBJECTIVE AND SUMMARY**

The Fund, operating as a Feeder Fund, intends to achieve long term capital growth by investing in a Target Fund that invests in stocks in the technology sector. The Fund aims to provide excess return over the MSCI AC World Information Technology 10/40 Index.

**FUND FACTS**

<b>Classification</b>	Equity Feeder Fund
<b>Total Fund NAV</b>	USD 35.41
<b>Dealing Day</b>	Daily up to 2:00PM
<b>Redemption Settlement</b>	T+5 End-of-Day
<b>Min. Holding Period / Early Redemption Charge</b>	None
<b>NAVPU</b>	USD 135.49
<b>Launch Date</b>	February 1, 2021
<b>Minimum Investment</b>	USD 100
<b>Additional Investment</b>	No minimum

**FEES**

<b>Trustee Fees</b>	<b>Monthly rate:</b> 0.1268% <sup>1</sup> <b>Annual fee:</b> 1.50% p.a.	BPI Wealth
<b>Custodianship and Accounting Fee</b>	0.0000% <sup>2</sup>	DB AG Manila
<b>External Audit Fee</b>	0.0000% <sup>3</sup>	Isla Lipana
<b>Other Fees</b>	0.0186% <sup>4</sup>	Index Licensing Fee

<sup>1</sup> Monthly Rate: Billings received for February 2026 divided by the average daily NAV for the same month valued at USD 35.67 Mn.

<sup>2</sup> Monthly Rate: Billings received for January 2026 divided by the average daily NAV for the same month valued at USD 35.54 Mn.<sup>3</sup> Billing is received at the last quarter of the year.

<sup>4</sup> Based on latest billing received from provider/s.

**CLIENT SUITABILITY**

A client profiling process should be performed prior to participating in the Fund to guide the prospective investor if it is suited to his/her investment objective and risk tolerance before deciding to invest. Clients are advised to read the Declaration of Trust/Plan Rules of the Fund, which may be obtained from our website.

This Fund is for investors who:

- Are at least classified as aggressive based on their risk profile
- Have an investment horizon of at least five (5) years.

**KEY RISKS AND RISK MANAGEMENT**

**Market/Price Risk:** Investors are exposed to adverse changes in the prices of global equities in the technology sector due to adverse market conditions, unfavorable company earnings and valuations, and negative developments in the political and economic conditions of the focus countries of the securities of the target fund.

**Liquidity Risk:** Investors are exposed to the risk of loss due to the target fund's inability to convert security holdings to cash immediately or in instances where conversion to cash is possible but at a highly disadvantageous price due to limited participants in the market, low trading volumes, market disruptions, among others.

**Country Risk:** Investors are exposed to the risk of loss arising from negative developments in the political, economic and social conditions of countries, primarily the US, which may adversely affect the value of the feeder fund.

**FX Risk:** Investors are exposed to the risk of loss from a decline in the market value of the target fund when the market value of foreign currency denominated securities held by the target fund are translated to USD.

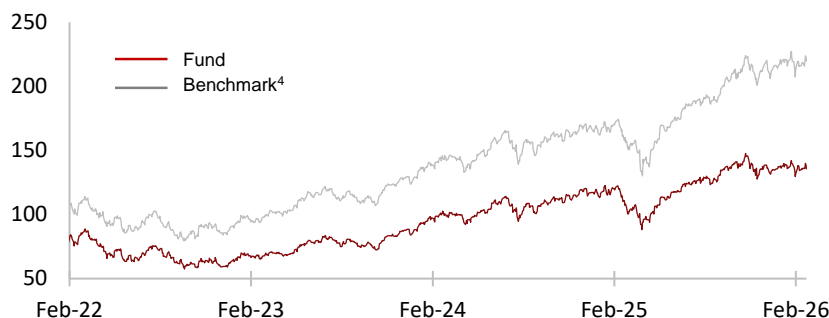
The Fund's investment outlets undergo proper screening and evaluation in accordance with the Trustee's accreditation process. The Fund may also use financial derivatives to hedge the portfolio against market and credit risks.

• THE UNIT INVESTMENT TRUST FUND (UITF) IS NOT A DEPOSIT AND IS NOT INSURED BY THE PHILIPPINE DEPOSIT INSURANCE CORP. (PDIC).  
 • RETURNS CANNOT BE GUARANTEED AND HISTORICAL NAVPU IS FOR ILLUSTRATION OF NAVPU MOVEMENTS/FLUCTUATIONS ONLY.  
 • WHEN REDEEMING, THE PROCEEDS MAY BE WORTH LESS THAN THE ORIGINAL INVESTMENT AND ANY LOSSES SHALL BE SOLELY FOR THE ACCOUNT OF THE CLIENT.  
 • THE TRUSTEE IS NOT LIABLE FOR ANY LOSS UNLESS UPON WILLFUL DEFAULT, BAD FAITH OR GROSS NEGLIGENCE.  
 • THIS PRODUCT CANNOT BE SOLD TO YOU UNLESS ITS BENEFITS AND RISKS HAVE BEEN THOROUGHLY EXPLAINED. IF YOU DO NOT FULLY UNDERSTAND THIS PRODUCT, DO NOT PURCHASE OR INVEST IN IT.

## FUND PERFORMANCE AND STATISTICS

(Purely for reference purposes and is not a guarantee of future results)

### NAVPU GRAPH



### NAVPU OVER THE PAST 12 MONTHS

Highest	147.50
Lowest	88.08

### STATISTICS

Volatility, Past 1 Year (%) <sup>7</sup>	26.66
Sharpe Ratio <sup>8</sup>	0.72
Information Ratio <sup>9</sup>	-0.57

<sup>5</sup> Effective April 16, 2024, the Fund's benchmark changed from MSCI All Countries World Information Technology Index to MSCI All Countries World Information Technology 10/40 Index to align with the Target Fund and to ensure an accurate representation of the Target Fund's investment universe.

<sup>6</sup> Since Inception.

<sup>7</sup> Measures the degree to which the Fund fluctuates vis-à-vis its average return over a period of time

<sup>8</sup> Used to characterize how well the return of a Fund compensates the investor for the level of risk taken. The higher the number, the better

<sup>9</sup> Measures reward-to-risk efficiency of the portfolio relative to the benchmark. The higher the number, the higher the rewards per unit of risk.

	CUMULATIVE						ANNUALIZED			CALENDAR YEAR				
	1M	3M	6M	1Y	3Y	S.I. <sup>6</sup>	1Y	3Y	S.I. <sup>6</sup>	YTD	2025	2024	2023	2022
Fund (Net%)	-2.94	-0.06	6.26	23.13	103.44	35.49	23.13	26.71	6.17	-0.06	15.64	32.70	48.35	-42.51
Benchmark	0.05	3.47	15.93	35.69	133.27	119.57	35.69	32.62	16.77	1.59	28.85	29.79	50.81	-30.98

### <sup>4</sup> BENCHMARK INFORMATION

**Name:** MSCI AC World Information Technology 10/40 Index

**Description and Key Characteristics:** The MSCI ACWI Information Technology 10/40 Index is a free-float weighted index that includes large and mid cap securities across 23 Developed Markets (DM) countries and 24 Emerging Markets (EM) countries. All securities in the index are classified in the Information Technology sector as per the Global Industry Classification Standard (GICS®).

The index is based on the MSCI Global Investable Market Indexes (GIMI) Methodology —a comprehensive and consistent approach to index construction that allows for meaningful global views and cross regional comparisons across all market capitalization size, sector and style segments and combinations. This methodology aims to provide exhaustive coverage of the relevant investment opportunity set with a strong emphasis on index liquidity, investability and replicability.


The MSCI 10/40 Indexes take into account the investment limits imposed by the Undertakings for Collective Investment in Transferable Securities (UCITS) directive on funds incorporated in member states of the European Union. The directive constrains the weight of any single group entity, at 10% of a fund's total assets and the sum of the weights of all group entities representing more than 5% of the fund at 40% of the fund's total assets. These indices aim to represent the constrained version of the MSCI Equity Indexes, by applying the weight constraints to the nonconstrained, free-float adjusted market capitalization weighted MSCI Equity Indexes.

**Relation to the Fund's Objective or Investment Strategy:** The Fund operates as a Feeder Fund. The Target Fund is actively managed and will refer to MSCI AC World Information Technology Index when constructing the portfolio and managing its risk to ensure that the Fund remains aligned with its investment objectives. When selecting investments, the Target Trustee has discretion and is not restricted to the components or weighting of the Index. The Target Fund may invest in securities not included in the Index to take advantage of investment opportunities, subject to the asset class, regional, industry, sector and/or strategy requirements of its investment objectives. Investors may use the Index to measure the performance of the Fund.

Information about the benchmark may be accessed through MSCI <https://www.msci.com/>. Alternatively, participants may request information from BPI Wealth at [bpiwealth@bpi.com.ph](mailto:bpiwealth@bpi.com.ph).

## PORTFOLIO COMPOSITION

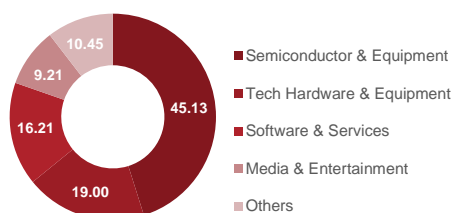
### ALLOCATION (%)



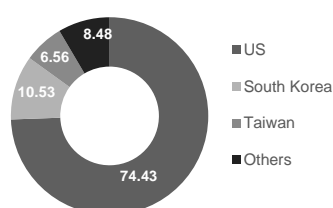
### TOP TEN HOLDINGS

Name	% of Target Fund
NVIDIA Corp	9.19
Broadcom Inc	7.88
Apple Inc	6.12
Microsoft Corp	5.47
Taiwan Semiconductor Manufacturing	5.00
SK Hynix Inc	4.97
Samsung Electronics Ltd	4.76
Lam Research Corp	4.49
Alphabet Inc Class A	4.40
Advantest Corp	3.68

### SECTOR BREAKDOWN (%)



### REGIONAL BREAKDOWN (%)



## TARGET FUND INFORMATION

<b>Name of Target Fund:</b>	BlackRock World Technology Fund	<b>Fund Manager:</b>	BlackRock Inc.
<b>Fund structure:</b>	UCITS (LUX)	<b>Trustee and Custodian:</b>	The Bank of New York Mellon SA
<b>Fund Currency:</b>	US Dollar	<b>Regulator:</b>	Commission de Surveillance du Secteur Financier (CSSF)
<b>Inception Date:</b>	December 30, 2011	<b>Total Expense Ratio:</b>	1.07%

The Fund Performance Report and relevant information about the BlackRock World Technology Fund can be viewed and downloaded through <https://www.blackrock.com/sg/en>.

## RELATED PARTY TRANSACTIONS

The Fund has no transactions and outstanding investments with entities related to BPI Wealth - A Trust Corporation. ("BPI Wealth").

Bank of the Philippine Islands – USD 0.08M

*\*Related party in accordance with BPI Wealth's internal policy.*

## OUTLOOK AND STRATEGY

**Market Review.** Global equities were mixed in February. The MSCI ACWI rose by just under 1% while the Nasdaq 100 fell -3.9% and the S&P 500 dipped by -1.4%. The relatively muted range of the S&P 500 for most of the month gave way to heightened volatility as the month closed following a breakout of tensions in the Middle East.

February closed with mixed sector dynamics. Utilities led sector returns with a 10.4% monthly gain, followed by Energy up 9.5% and Materials up 8.4%. As risk premia rose, Consumer Staples fared well too, rising 7.8% for the month, and Health Care followed suit, up 3.5%. The worst performing sector was Financials, which tumbled -3.8%, while Technology also struggled, down -3.6% for the month.

The U.S.-Iran conflict muddied the Federal Reserve's interest-rate path, with rising oil prices and inflation uncertainty prompting policymakers to reconsider the pace and direction of future rate moves. Some officials suggest that rate cuts may be delayed or even reversed if inflationary pressures persist.

Corporate earnings growth remains uneven in early 2026, with technology and communication services continuing to drive a disproportionate share of overall gains, while many smaller companies are exhibiting more modest momentum. That said, broader forecasts still indicate positive earnings growth across all sectors for the full year.

In February, the EURO STOXX 50 index reached a 52-week high of 6,173 near the end of the month. After a strong February, concerns in the Middle East also weighed on European share prices by month-end.

Asia-Pacific equities generally rose throughout February, extending a strong start to the year driven by sustained investor appetite, particularly in technology, semiconductors, and AI-linked stocks. The Nikkei 225 trended higher most of the month, hitting multi-year record levels, while South Korea's KOSPI had an extremely strong February, breaking above 6,000.

**Fund Performance.** The fund returned -2.94% in February, lagging the benchmark by 299 basis points.

**Fund Strategy.** Technology remains a central growth driver, with AI adoption extending beyond hyperscalers into enterprise workflows and automation initiatives. These support cloud optimization, semiconductor

innovation, and digital transformation as core themes driving long-term prospects. However, heightened geopolitical uncertainty, particularly the outbreak of war in the Middle East at the end of February, marked by U.S.-Israeli military action against Iran and regional escalation, contributed to late-month market volatility and repricing of risk assets.

AI markets have progressed beyond the infrastructure-led buildout. While advanced semiconductors, compute and model innovation remain foundational, differentiation is being closely monitored in the application layer. Enterprises are moving from experimentation to scaled deployment, embedding AI into core workflows through enterprise platforms, agentic systems, domain-specific copilots, and intelligent automation.

Infrastructure and models remain core pillars of our positioning. A backdrop of constructive sentiment, improving earnings visibility, and intermittent volatility strengthens the case for active stock selection. As the AI buildout deepens and competitive moats widen across the ecosystem, we see structural tailwinds that support long-term outperformance for well-positioned technology leaders.

We are selectively increasing exposure to companies with demonstrated AI monetization, durable competitive advantages, and clear pathways to scaled adoption. Opportunities remain compelling where valuations do not fully reflect multi-year growth trajectories, particularly in hardware, infrastructure, and enabling technologies that benefit directly from expanding AI workloads and real-world deployment.

## LIST OF PROSPECTIVE INVESTMENTS

The following are among the Fund's approved investment outlets, wherein the Trustee intends to invest depending on strategy, availability, or other market-driven circumstances:

(a) Primarily in a single collective investment scheme ("CIS") whose investment objective is to provide investment results in excess of the return of the MSCI AC World Information Technology 10/40 Index; provided further that such CIS is approved or registered and supervised by a regulatory authority that is a member of the International Organization of Securities Commissions (IOSCO) and managed by reputable fund manager/s; provided further that the investment in the said collective investment scheme should at least be ninety percent (90%) of the total assets of the Fund. The Target Fund must be recognized as a collective investment scheme in its home jurisdiction by a regulatory authority or any regulatory authority acceptable to the BSP to supervise this CIS;

(b) Short-term tradable fixed-income instruments issued or guaranteed by the Philippine government or the BSP; tradable securities issued by the government of a foreign country, any political subdivision/agency of a foreign country or any supranational entity; tradable fixed income instruments issued by foreign or local financial institutions or private corporations; exchange-listed securities; marketable instruments that are traded in an organized exchange; loans traded in an organized market; and, such other tradable investments outlets/ categories as the BSP may allow. Provided, that, a financial instrument is regarded as tradable if two-way prices are quoted, readily available or regularly available from an exchange, dealer, broker, industry group, pricing service or regulatory agency, and those prices represent actual and regularly occurring market transactions on an arm's length basis.

(c) Short-term tradable fixed-income instruments issued, underwritten, or otherwise dealt by BPI and/or any of its subsidiaries, affiliates, their successors-in-interest or assignees, their directors, officers, stockholders, and related interest, and any of their trust and fund managed accounts, under such terms and conditions as the Trustee may deem to be in the best interest of the Fund; and, any such other instruments as may be allowed under BSP regulations. Investment with related interests shall be in accordance with Section 414-Q of MORNBF1;

(d) The principal investments of the Fund will be denominated in, but not limited to, the U.S. Dollar. The target fund invests in securities denominated in other currencies;

(e) Money market instruments;

(f) Deposit products;

(g) Such other investments suitable to the nature, classification, and strategy of the Fund, as allowed by prevailing regulations

## IMPORTANT NOTICES

BPI Wealth is a subsidiary of the Bank of the Philippine Islands. For inquiries and comments, please send us a message through [bpiwealth@bpi.com.ph](mailto:bpiwealth@bpi.com.ph) or by visiting [www.bpi.com.ph/contactus](http://www.bpi.com.ph/contactus). You may also call our 24-hour BPI Contact Center at (+632) 889 10000.

BPI Wealth as Trustee/Investment Manager is regulated by the Bangko Sentral ng Pilipinas. <https://www.bsp.gov.ph>

### Qualified Participants

Participation in the Fund shall be open to Participants with legal capacity to contract and who are not considered US persons under the US securities and tax laws, subject to the other conditions, rules or provisions stated in the Plan Rules and those established by the Trustee. No beneficial owner shall hold more than 10% of the Fund. Any investor who owns more than 10% shall be asked to redeem the amount (or its equivalent number of units) in excess of 10% within thirty (30) calendar days.