

Key Information Investment Disclosure Statement

February 27, 2026

Invest in global growth through the largest US companies



INVESTMENT OBJECTIVE AND SUMMARY

The Fund, operating as a multi-class Feeder Fund, aims to achieve investment returns that closely track the total return of the S&P 500 Net Total Return Index, before fees and expenses. Pursuant to existing BSP rules and regulations, as a Feeder Fund, this Fund is mandated to invest at least 90% of its assets in a single collective investment scheme. As a multi-class fund, this Fund has more than one class of units in the Fund and is invested in the same Target Fund and pool of securities, investment objectives and policies. The unit classes of the fund settle in different currencies.

FUND FACTS

Classification	Multi-Class, Equity Feeder Fund	
Total Fund NAV (in Mn)	USD 263.97	
Dealing Day	Daily up to 2:00PM	
Redemption Settlement	T+5 End-of-Day	
Min. Holding Period / Early Redemption Charge	None	
	Class A¹	Class P¹
NAVPU	USD 363.26	PHP 250.50
Launch Date	Aug. 5, 2014	Nov. 11, 2019
Minimum Investment	USD 100	PHP 1,000
Additional Investment	No minimum	

FEES

Trustee Fees	Monthly rate: BPI Wealth 0.1242% ²	
	Annual fee: 1.50% p.a.	
Custodianship and Accounting Fee	0.0060% ³	DB AG Manila
External Audit Fee	0.0000% ⁴	Isla Lipana
Other Fees	0.0313%	Broker's Fee

¹ Unit "Class A" is the US Dollar Class. Unit "Class P" is the Philippine Peso Class.

² Monthly rate: Billings received for February 2026 divided by the average daily NAV for the same month valued at USD 261.29 Mn

³ Monthly rate: Billings received for January 2026 divided by the average daily NAV for the same month valued at USD 255.12 Mn

⁴ Billing is received at the last quarter of the year

CLIENT SUITABILITY

A client profiling process should be performed prior to participating in the Fund to guide the prospective investor if it is suited to his/her investment objective and risk tolerance before deciding to invest. Clients are advised to read the Declaration of Trust/Plan Rules of the Fund, which may be obtained from our website.

This Fund is for investors who:

- Are at least classified as aggressive based on their risk profile.
- Have an investment horizon of at least five (5) years.

KEY RISKS AND RISK MANAGEMENT

Market/Price Risk: Investors are exposed to adverse changes in the prices of large cap US stocks which may be brought about by adverse market conditions, unfavorable company earnings and valuations, and negative developments in the political and economic conditions of countries where investee companies are domiciled.

Liquidity Risk: Investors are exposed to the risk of loss due to the target fund's inability to convert security holdings to cash immediately or in instances where conversion to cash is possible but at a highly disadvantageous price due to limited participants in the market, low trading volumes, market disruptions, among others.

Country Risk: Investors are exposed to the risk of loss arising from negative developments in the political, economic and social conditions of countries, primarily the US, which may adversely affect the value of the feeder fund.

FX Risk: Investors are exposed to foreign exchange risk when the underlying investments of the target fund are in different currencies from the base currency of the fund. For Class P unit investors, additional foreign exchange risk is brought about by the Fund being denominated in Philippine Pesos. The Fund will not hedge foreign exchange exposure.

The Fund's investment outlets undergo proper screening and evaluation in accordance with the Trustee's accreditation process. The Fund may also use financial derivatives to hedge the portfolio against market and credit risks.

• THE UNIT INVESTMENT TRUST FUND (UITF) IS NOT A DEPOSIT AND IS NOT INSURED BY THE PHILIPPINE DEPOSIT INSURANCE CORP. (PDIC).

• RETURNS CANNOT BE GUARANTEED AND HISTORICAL NAVPU IS FOR ILLUSTRATION OF NAVPU MOVEMENTS/FLUCTUATIONS ONLY.

• WHEN REDEEMING, THE PROCEEDS MAY BE WORTH LESS THAN THE ORIGINAL INVESTMENT AND ANY LOSSES SHALL BE SOLELY FOR THE ACCOUNT OF THE CLIENT.

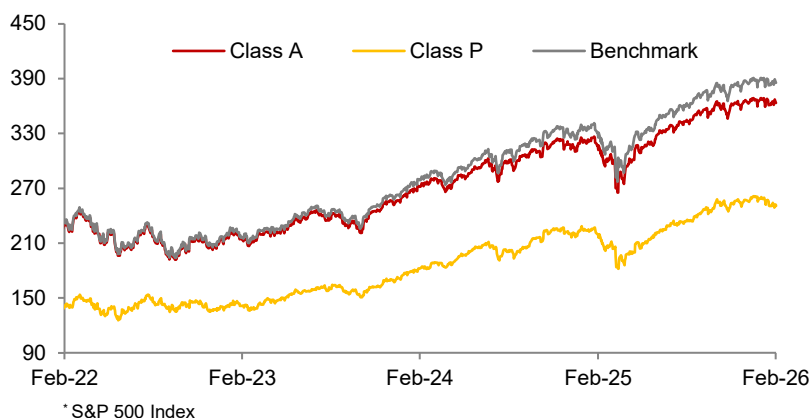
• THE TRUSTEE IS NOT LIABLE FOR ANY LOSS UNLESS UPON WILLFUL DEFAULT, BAD FAITH OR GROSS NEGLIGENCE.

• THIS PRODUCT CANNOT BE SOLD TO YOU UNLESS ITS BENEFITS AND RISKS HAVE BEEN THOROUGHLY EXPLAINED. IF YOU DO NOT FULLY UNDERSTAND THIS PRODUCT, DO NOT PURCHASE OR INVEST IN IT.

FUND PERFORMANCE AND STATISTICS

(Purely for reference purposes and is not a guarantee of future results)

NAVPU GRAPH



NAVPU OVER THE PAST 12 MONTHS

	Class A	Class P
Highest	368.75	261.32
Lowest	265.43	181.92

STATISTICS

	Class A	Class P
Volatility, Past 1 Year (%) ⁶	17.13	18.18
Tracking Error, 3 Year (%) ⁷	0.40	

⁵ Since Inception.

⁶ Measures the degree to which the Fund fluctuates vis-à-vis its average return over a period of time.

⁷ Measure of deviation between the Fund's return and benchmark returns. A lower number means the Fund's return is closely aligned with the benchmark.

⁸ Cost of buying/selling of shares/units of the Target Fund through dealers/brokers.

⁹ Includes accrued income, investment securities purchased, accrued expenses, etc.

¹⁰ Performance of Class P since inception, November 11, 2019.

	CUMULATIVE							ANNUALIZED				CALENDAR YEAR					
	1M	3M	6M	1Y	3Y	5Y	S.I. ^{5 10}	1Y	3Y	5Y	S.I. ^{5 10}	YTD	2025	2024	2023	2022	2021
Class A (Net%)	-0.97	0.21	5.93	14.70	70.70	78.98	263.26	14.70	19.51	12.35	11.79	-0.51	14.83	24.17	24.13	-18.65	27.67
Class P (Net%)	-2.98	-1.47	6.92	14.04	77.89	112.38	150.50	14.04	21.17	16.26	15.69	-2.42	16.70	29.72	23.27	-11.07	35.58
Benchmark	-0.79	0.65	6.93	16.55	75.06	-	261.95	16.55	20.52	12.77	11.76	-0.25	16.70	25.18	23.91	-19.24	-19.24

4 BENCHMARK INFORMATION

Name: S&P 500 Net Total Return Index


Description and Key Characteristics: The S&P 500 Index measures the performance of the large-cap segment of the US market. Considered the proxy of the US equity market, the index is composed of 500 leading companies spanning all sectors of the US stock market. It covers approximately 80% of the US equity market capitalization and over 50% of the global equity market. Net total return is a reflection of return to an investor, by reinvesting dividends after the deduction of applicable withholding taxes.

Relation to the Fund's Objective or Investment Strategy: The Fund operates as a Feeder Fund. The Target Fund is passively managed and intends to track the performance of the S&P 500 Index. The Index includes 500 of the top companies in leading industries of the US economy and is widely regarded as the best single gauge of large-cap US equities. The Fund does not seek to outperform the Index. The Target Fund will hold the constituent securities of the Index, regardless of the current or projected performance of a specific security, industry or sector.

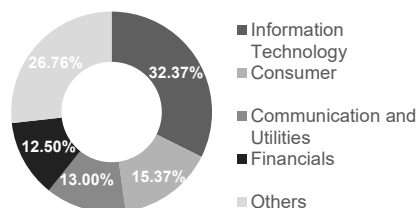
Information about the benchmark may be accessed through S&P Global. Alternatively, participants may request information from BPI Wealth at bpiwealth.com.ph.

PORTFOLIO COMPOSITION

ALLOCATION (%)



PORTFOLIO ALLOCATION (%)



TOP TEN HOLDINGS

Name	% of Target Fund
NVIDIA Corp	7.32
Apple Inc	6.63
Microsoft Corp	4.96
Amazon.com Inc	3.47
Alphabet Inc A	3.08
Broadcom Inc	2.56
Alphabet Inc C	2.46
Meta Platforms Inc A	2.40
Tesla Inc	1.92
Berkshire Hathaway Inc	1.57

TARGET FUND INFORMATION

Name of Target Fund: SPDR® S&P® 500 ETF Trust

Investment Objective: Seek to provide investment results that, before expenses, correspond generally to the price and yield performance of the S&P 500® Index.

Fund structure: ETF (NYSE)

Benchmark: S&P® 500 Index

Fund Currency: US Dollar

Trustee and Custodian: State Street Bank & Trust Co.

Inception Date: January 22, 1993

Regulator: SEC (US)

Fund Manager: State Street Global Advisors

Total Expense Ratio: 0.55%

The Fund Performance Report and relevant information about the SPDR S&P500 ETF Trust can be viewed and downloaded through www.spdrs.com.

RELATED PARTY TRANSACTIONS*

The Fund has transactions and outstanding investments with entities related to BPI Wealth - A Trust Corporation ("BPI Wealth"):

Bank of the Philippine Islands – USD 0.02M

*Related party in accordance with BPI Wealth's internal policy.

OUTLOOK AND STRATEGY

Market Review. Global equities were mixed in February. The MSCI ACWI rose by just under 1% while the Nasdaq 100 fell -3.9% and the S&P 500 dipped by -1.4%. The relatively muted range of the S&P 500 for most of the month gave way to heightened volatility as the month closed following a breakout of tensions in the Middle East. February closed with mixed sector dynamics. Utilities led sector returns with a 10.4% monthly gain followed by Energy up 9.5% and Materials up 8.4%. As risk premia rose, Consumer Staples fared well too, rising 7.8% for the month and Health Care followed suit, up 3.5%. The worst performing sector was Financials, which tumbled -3.8% and Technology also struggled, down -3.6% for the month. The U.S.-Iran conflict muddled the Federal Reserve's interest-rate path, with rising oil prices and inflation uncertainty prompting policymakers to reconsider the pace and direction of future rate moves. Some officials suggest that rate cuts may be delayed or even reversed if inflationary pressures persist. Corporate earnings growth remains uneven in early 2026, with technology and communication services continuing to drive a disproportionate share of overall gains, while many smaller companies are exhibiting more modest momentum. That said, broader forecasts still indicate positive earnings growth across all sectors for the full year. In February, the EURO STOXX 50 index reached a 52-week high of 6,173 near the end of the month. After a strong February, concerns in the Middle East also weighed on European share price by month-end. Asia-Pacific equities generally rose throughout February, extending a strong start to the year driven by sustained investor appetite, particularly in technology, semiconductors, and AI-linked stocks. The Nikkei 225 trended higher most of the month, hitting multi-year record levels while South Korea's KOSPI had an extremely strong February, breaking above 6,000.

Fund Performance. Class A returned -0.97%, while Class P returned -2.98%.

Fund Strategy. The fund will continue to invest at least 90% of its assets in the target fund.

LIST OF PROSPECTIVE INVESTMENTS

The following are among the Fund's approved investment outlets, wherein the Trustee intends to invest depending on strategy, availability, or other market-driven circumstances:

(a) Primarily in a single collective investment scheme whose investment objective is to provide investment results in excess of the return of the MSCI Europe Index; provided further that such CIS is approved or registered and supervised by a regulatory authority that is a member of the International Organization of Securities Commissions (IOSCO) and managed by reputable fund manager/s; provided further that the investment in the said collective investment scheme should at least be ninety percent (90%) of the total assets of the Fund. The Target Fund must be recognized as a collective investment scheme in its home jurisdiction by a regulatory authority or any regulatory authority acceptable to the BSP to supervise this CIS. Such collective investment scheme must not have any investment exposure in other collective investment schemes.

(b) Primarily short-term tradable fixed-income instruments issued or guaranteed by the Philippine government or the BSP; tradable securities issued by the government of a foreign country, any political subdivision/agency of a foreign country or any supranational entity; tradable fixed-income instruments issued by foreign or local financial institutions or private corporations; exchange-listed securities; marketable instruments that are traded in an organized exchange; loans traded in an organized market; and, such other tradable investments outlets/ categories as the BSP may allow. Provided, that, a financial instrument is regarded as tradable if two-way prices are quoted, readily available or regularly available from an exchange, dealer, broker, industry group, pricing service or regulatory agency, and those prices represent actual and regularly occurring market transactions on an arm's length basis.

(c) Primarily short-term tradable fixed-income instruments issued, underwritten, or otherwise dealt by BPI and/or any of its subsidiaries, affiliates, their successors-in-interest or assignees, their directors, officers, stockholders, and related interest, and any of their trust and fund managed accounts, under such terms and conditions as the Trustee may deem to be in the best interest of the Fund; and, any such other instruments as may be allowed under BSP regulations. Investment with related interests shall be in accordance with Subsection X410.12 (a) of the Manual of Regulations for Banks.

(d) The principal investments of the Fund will be denominated in, but not limited to the U.S. Dollar.

(e) Bank deposits, BSP special deposit account or tradable debt instruments issued by the BSP.

(f) Such other investments allowed under regulations issued by the BSP.

IMPORTANT NOTICES

BPI Wealth is a subsidiary of the Bank of the Philippine Islands. For inquiries and comments, please send us a message through bpiwealth@bpi.com.ph or by visiting www.bpi.com.ph/contactus. You may also call our 24-hour BPI Contact Center at (+632) 889 10000.

BPI Wealth as Trustee/Investment Manager is regulated by the Bangko Sentral ng Pilipinas. <https://www.bsp.gov.ph>

Qualified Participants

Participation in the Fund shall be open to Participants with legal capacity to contract and who are not considered US persons under the US securities and tax laws, subject to the other conditions, rules or provisions stated in the Plan Rules and those established by the Trustee. No beneficial owner shall hold more than 10% of the Fund. Any investor who owns more than 10% shall be asked to redeem the amount (or its equivalent number of units) in excess of 10% within thirty (30) calendar days.