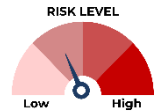


**Key Information Investment Disclosure Statement**

April 30, 2026

Easy dollar investment access ready for future use or investment

**INVESTMENT OBJECTIVE AND SUMMARY**

The Fund intends to achieve liquidity and stable income derived from a diversified portfolio of foreign currency-denominated short-term fixed income instruments. The Fund aims to provide absolute returns in excess of the return of the 3-month U.S. Treasury Bill.

**FUND FACTS**

|  |                              |
|--|------------------------------|
| <b>Classification</b>                                | Money Market Fund            |
| <b>Total Fund NAV (Mn)</b>                           | USD 936.70                   |
| <b>Dealing Day</b>                                   | Daily up to 2:00PM           |
| <b>Redemption Settlement</b>                         | Day 1 End-of-Day             |
| <b>Min. Holding Period / Early Redemption Charge</b> | None                         |
| <b>NAVPU</b>   | USD 358.25                   |
| <b>Launch Date</b>                                   | August 30, 1994 <sup>1</sup> |
| <b>Minimum Investment</b>                            | USD 100                      |
| <b>Additional Investment</b>                         | No minimum                   |

**FEES**

|   |  |              |
|---|--|--------------|
| <b>Trustee Fees</b>                     | <b>Monthly rate:</b> 0.0412% <sup>2</sup><br><b>Annual fee:</b> 0.50% p.a. | BPI Wealth   |
| <b>Custodianship and Accounting Fee</b> | 0.0006% <sup>3</sup>   | DB AG Manila |
| <b>External Audit Fee</b>               | 0.0000% <sup>4</sup>   | Isla Lipana  |
| <b>Other Fees</b>                       | 0.0000%  | None         |

<sup>1</sup> The Fund was converted to the U.S. Dollar Short Term Fund last June 1, 2015.

<sup>2</sup> Monthly Rate: Billings received for April 2026 divided by the average daily NAV for the same month valued at USD 957.09Mn

<sup>3</sup> Monthly Rate: Billings received for March 2026 divided by the average daily NAV for the same month valued at USD 951.27Mn

<sup>4</sup> Billing is received at the last quarter of the year

**CLIENT SUITABILITY**

A client profiling process should be performed prior to participating in the Fund to guide the prospective investor if it is suited to his/her investment objective and risk tolerance before deciding to invest. Clients are advised to read the Declaration of Trust/Plan Rules of the Fund, which may be obtained from our website.

This Fund is for investors who:

- Are at least classified as moderately conservative based on their risk profile
- Have an investment horizon of at least one (1) year

**KEY RISKS AND RISK MANAGEMENT**

**Interest Rate Risk:** The fund invests in short term foreign currency denominated fixed income securities, exposing investors to the risk of loss arising from a rise in interest rates, which generally causes fixed income security prices to decline. Factors/ events that may lead to a rise interest rates include adverse market conditions, issuer-specific factors/ events and/ or negative developments in political and economic conditions of countries where the securities are issued/ traded.

**Liquidity Risk:** Investors are exposed to the risk of loss due to the fund's inability to convert security holdings to cash immediately or in instances where conversion to cash is possible but at a highly disadvantageous price due to limited buyers/ sellers in the market, low trading volumes or market disruptions, among other reasons/ factors.

**Credit/Default Risk:** Investors are exposed to the risk of loss due to the failure of the borrower/ debt issuer to make timely interest and/or principal payments on its deposit liabilities, loans, bonds or other debt instruments due to a deterioration in the borrower's/ issuer's financial condition or external factors and events that may affect its ability to repay financial obligations such as negative developments in domestic political and economic conditions.

**Related Party Risk:** Investors are exposed to actual or potential conflicts of interest in the handling of related party transactions by the Trustee, specifically, time deposit placements with the Trustee's own bank and/ or its subsidiary, purchase of debt securities issued by related parties, as well as the execution of trade transactions with related counterparties.

**Forex Risk:** Investors are exposed to the risk of loss from a decline in fund value when the market value of foreign currency denominated fixed income securities held by the fund are converted/ translated to US Dollar.

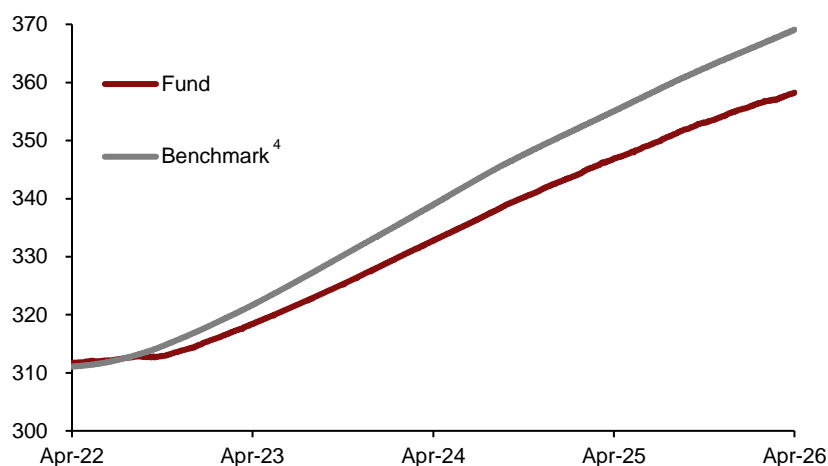
In accordance with the provisions in the Declaration of Trust, the Fund employs a risk management policy based on duration. The Fund may also use financial derivatives to hedge the portfolio against market and credit risks.

- THE UNIT INVESTMENT TRUST FUND (UITF) IS NOT A DEPOSIT AND IS NOT INSURED BY THE PHILIPPINE DEPOSIT INSURANCE CORP. (PDIC).
- RETURNS CANNOT BE GUARANTEED AND HISTORICAL NAVPU IS FOR ILLUSTRATION OF NAVPU MOVEMENTS/FLUCTUATIONS ONLY.
- WHEN REDEEMING, THE PROCEEDS MAY BE WORTH LESS THAN THE ORIGINAL INVESTMENT AND ANY LOSSES SHALL BE SOLELY FOR THE ACCOUNT OF THE CLIENT.
- THE TRUSTEE IS NOT LIABLE FOR ANY LOSS UNLESS UPON WILLFUL DEFAULT, BAD FAITH OR GROSS NEGLIGENCE.
- THIS PRODUCT CANNOT BE SOLD TO YOU UNLESS ITS BENEFITS AND RISKS HAVE BEEN THOROUGHLY EXPLAINED. IF YOU DO NOT FULLY UNDERSTAND THIS PRODUCT, DO NOT PURCHASE OR INVEST IN IT.

## FUND PERFORMANCE AND STATISTICS

(Purely for reference purposes and is not a guarantee of future results)

### NAVPU GRAPH



### NAVPU OVER THE PAST 12 MONTHS

|         |        |
|---------|--------|
| Highest | 358.25 |
| Lowest  | 346.91 |

### STATISTICS

|  |       |
|--|-------|
| Weighted Ave Duration (Yrs.)             | 0.27  |
| Annualized Volatility (%) <sup>6</sup>   | 0.16  |
| Sharpe Ratio <sup>7</sup>                | -3.58 |
| Information Ratio <sup>8</sup>           | -2.72 |
| Portfolio Weighted Yield to Maturity (%) | 3.71  |
| Current Number of Holdings               | 96    |

<sup>5</sup> Since Inception.

<sup>6</sup> Measures the degree to which the Fund fluctuates vis-à-vis its average return over a period of time.

<sup>7</sup> Used to characterize how well the return of a Fund compensates the investor for the level of risk taken. The higher the number, the better

<sup>8</sup> Measures reward-to-risk efficiency of the portfolio relative to the benchmark. The higher the number, the higher the reward per unit of risk.

|             | CUMULATIVE |      |      |      |       |                   | ANNUALIZED |      |      |                   | CALENDAR YEAR |      |      |      |      |      |
|-------------|------------|------|------|------|-------|-------------------|------------|------|------|-------------------|---------------|------|------|------|------|------|
|             | 1M         | 3M   | 6M   | 1Y   | 3Y    | S.I. <sup>5</sup> | 1Y         | 3Y   | 5Y   | S.I. <sup>5</sup> | YTD           | 2025 | 2024 | 2023 | 2022 | 2021 |
| Fund (Net%) | 0.27       | 0.67 | 1.46 | 3.27 | 12.52 | 23.91             | 3.27       | 4.01 | 2.77 | 1.98              | 0.91          | 3.65 | 4.50 | 4.27 | 0.51 | 0.24 |
| Benchmark   | 0.30       | 0.89 | 1.83 | 3.95 | 14.77 | 25.70             | 3.95       | 4.70 | 3.51 | 2.12              | 1.21          | 4.18 | 5.09 | 5.16 | 1.94 | 0.03 |

### <sup>4</sup>BENCHMARK INFORMATION

**Name:** 3-month U.S. Treasury Bill

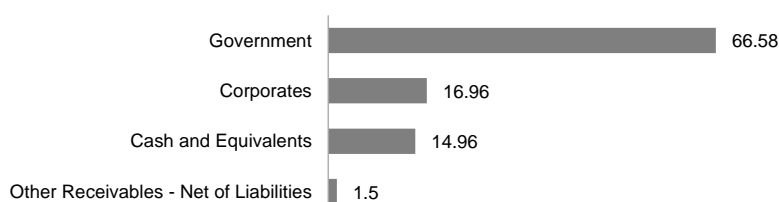
**Description and Key Characteristics:** Treasury bill (T-Bill) is a short-term U.S. government debt obligation backed by the Treasury Department with a maturity of one year or less.

**Relation to the Fund's Objective or Investment Strategy:** The Fund is actively managed, allowing the Trustee full discretion on security selection. Given the Fund's primary objective of capital preservation for investors with a short-term horizon, the 3-month U.S. Treasury Bill, a liquid security that is representative of attainable short-term placements, is an appropriate benchmark. Investors may use the benchmark to gauge the Fund's performance.


Information about the benchmark may be accessed through Philippine Depository & Trust Corp. <https://www.pds.com.ph/>. Alternatively, participants may request information from BPI Wealth at [bpiwealth@bpi.com.ph](mailto:bpiwealth@bpi.com.ph).

## PORTFOLIO COMPOSITION

### ALLOCATION (%)



### MATURITY PROFILE



### TOP TEN HOLDINGS

| Name                   | Maturity   | % of Fund |
|------------------------|------------|-----------|
| US Treasury Notes      | 7/31/2026  | 3.21      |
| US Treasury Notes      | 6/4/2026   | 2.66      |
| US Treasury Notes      | 7/2/2026   | 2.65      |
| US Treasury Notes      | 11/15/2026 | 2.14      |
| Time Deposit           |            | 2.14      |
| US Treasury Notes      | 5/12/2026  | 2.13      |
| US Treasury Notes      | 5/14/2026  | 2.13      |
| Korea Development Bank | 5/26/2026  | 2.13      |
| US Treasury Notes      | 5/31/2026  | 2.13      |
| US Treasury Notes      | 6/11/2026  | 2.13      |

## RELATED PARTY TRANSACTIONS\*

The Fund has investments and trade transactions with BPI Wealth - A Trust Corporation ("BPI Wealth"):

Bank of the Philippine Islands - PHP 35.18 million

Investments in the said outlets were approved by the BPI Wealth's Board of Directors. Likewise, all related party transactions are conducted on an arm's length and best execution basis and within established limits.

\*Related party in accordance with BPI Wealth's internal policy.

## OUTLOOK AND STRATEGY

**Market Review.** April unfolded with a clearer, more constructive tone for fixed income as energy-driven inflation concerns loosened. Brent crude, after peaking earlier in the month on geopolitical risk, retreated as diplomatic signals emerged. Softer-than-expected US inflation prints, particularly in the producer price data and core goods categories, helped relieve near-term price pressures, contributing to a stabilizing, albeit still elevated, rate environment. U.S. Treasuries advanced modestly from the March shock as shorter maturities benefited from the improvement in energy news flow and a still-cautious but less turbulent macro backdrop. Central banks retained a cautious hawkish tilt, with cuts increasingly expected to be delayed into 2027, as growth trajectories and inflation risks remained nuanced. Taken together, a more tempered inflation outlook alongside easing energy pressures supported a constructive tone for USD fixed income through April.

**Fund Performance.** The Fund returned 0.27% for the month, underperforming the benchmark by 3 basis points.

**Fund Strategy.** Against a backdrop of ongoing geopolitical tensions, the Fund maintains a nimble portfolio positioning to capitalize on opportunities arising from a potential pickup in global inflation linked to developments in the Middle East. The Fund's average portfolio yield may continue to fluctuate in line with U.S. Treasury movements, as inflation dynamics and geopolitical risks remain in focus.

## LIST OF PROSPECTIVE INVESTMENTS

The following are among the Fund's approved investment outlets, wherein the Trustee intends to invest depending on strategy, availability, or other market-driven circumstances:

(a) Primarily short-term tradable fixed-income instruments issued or guaranteed by the Philippine government or the BSP; tradable securities issued by the government of a foreign country, any political subdivision/agency of a foreign country or any supranational entity; tradable fixed-income instruments issued by foreign or local financial institutions or private corporations; exchange-listed securities; marketable instruments that are traded in an organized exchange; loans traded in an organized market; and, such other tradable investments outlets/ categories as the BSP may allow. Provided, that, a financial instrument is regarded as tradable if two-way prices are quoted, readily available or regularly available from an exchange, dealer, broker, industry group, pricing service or regulatory agency, and those prices represent actual and regularly occurring market transactions on an arm's length basis;

(b) Primarily short-term tradable fixed-income instruments issued, underwritten, or otherwise dealt by BPI and/or any of its subsidiaries, affiliates, their successors-in-interest or assignees, their directors, officers, stockholders, and related interest, and any of their trust and fund managed accounts, under such terms and conditions as the Trustee may deem to be in the best interest of the Fund; and, any such other instruments as may be allowed under BSP regulations. Investment with related interests shall be in accordance with Section 414-Q of the MORNBF;

(c) The principal investments of the Fund will be in money market instruments denominated in, but are not limited to, the following major currencies: U.S. Dollar, Euro, British Pound, Canadian Dollar, Australian Dollar, Swiss Franc, Danish Kroner, and Japanese Yen;

(d) Deposit products;

(e) Such other investments suitable to the nature, classification, and strategy of the Fund, as allowed by prevailing regulations.

## IMPORTANT NOTICES

BPI Wealth is a subsidiary of the Bank of the Philippine Islands. For inquiries and comments, please send us a message through [bpiwealth@bpi.com.ph](mailto:bpiwealth@bpi.com.ph) or by visiting [www.bpi.com.ph/contactus](http://www.bpi.com.ph/contactus). You may also call our 24-hour BPI Contact Center at (+632) 889 10000.

BPI Wealth as Trustee/Investment Manager is regulated by the Bangko Sentral ng Pilipinas. <https://www.bsp.gov.ph>