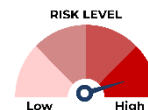


Key Information Investment Disclosure Statement

March 31, 2026

Build lasting wealth through responsible global equity funds



INVESTMENT OBJECTIVE AND SUMMARY

The Fund, operating as a fund-of-funds, seeks to achieve for its Participants long-term capital growth by investing in a diversified portfolio of global equity collective investment schemes which integrate environmental, social, and governance criteria in its investment process, including the incorporation of sustainability goals and facilitation of flow of funds towards green economic activities, climate change mitigation and adaptation projects, and other positive environmental and social impact initiatives. The Fund aims to outperform its benchmark which is the MSCI All Country World Index Net Total Return USD Index.

FUND FACTS

Classification	Equity Fund-of-funds	
Total Fund NAV (Mn)	USD 1.57	
Dealing Day	Daily up to 2:00PM	
Redemption Settlement	T+5 End-of-Day	
Min. Holding Period / Early Redemption Charge	None	
NAVPU	USD 120.04	
Launch Date	March 28, 2022	
Minimum Investment	USD 100	
Additional Investment	No minimum	

FEES

Trustee Fees	Monthly rate: 0.1067% ¹ Annual fee: 1.25% p.a.	BPI Wealth
Custodianship and Accounting Fee	0.0012% ²	DB AG Manila
External Audit Fee	0.0000% ³	Isla Lipana
Other Fees⁴	0.0144%	Index Licensing Fees

¹ Monthly rate: Billings received for March 2026 divided by the average daily NAV for the same month valued at USD 1.63 Mn

² Monthly rate: Billings received for February 2026 divided by the average daily NAV for the same month valued at USD 1.71 Mn

³ Billing is received at the last quarter of the year

⁴ Index licensing fee based on latest billing received from provider/s

CLIENT SUITABILITY

A client profiling process should be performed prior to participating in the Fund to guide the prospective investor if it is suited to his/her investment objective and risk tolerance before deciding to invest. Clients are advised to read the Declaration of Trust/Plan Rules of the Fund, which may be obtained from our website.

This Fund is for investors who:

- Are at least classified as aggressive based on their risk profile.
- Have an investment horizon of at least five (5) years.

KEY RISKS AND RISK MANAGEMENT

You should not invest in this Fund if you do not understand or are not comfortable with the accompanying risks.

Market/Price Risk: Investors are exposed to adverse changes in the prices of global equity investments of the target funds due to adverse market conditions, unfavorable company earnings and valuations, and negative developments in the political and economic conditions of the focus countries of the target funds.

Liquidity Risk: Investors are exposed to the risk of loss due to the inability of the target funds to convert security holdings to cash immediately or in instances where conversion to cash is possible but at a highly disadvantageous price due to limited participants in the market, low trading volumes, market disruptions, among others.

Country Risk: Investors are exposed to the risk of loss arising from negative developments in the political, economic and social conditions of the focus countries of the underlying securities of the target funds, which may adversely affect the value of the Fund.

FX Risk: Investors are exposed to the risk of loss from a decline in the market value of the target fund when the underlying securities of the target funds are translated to USD.

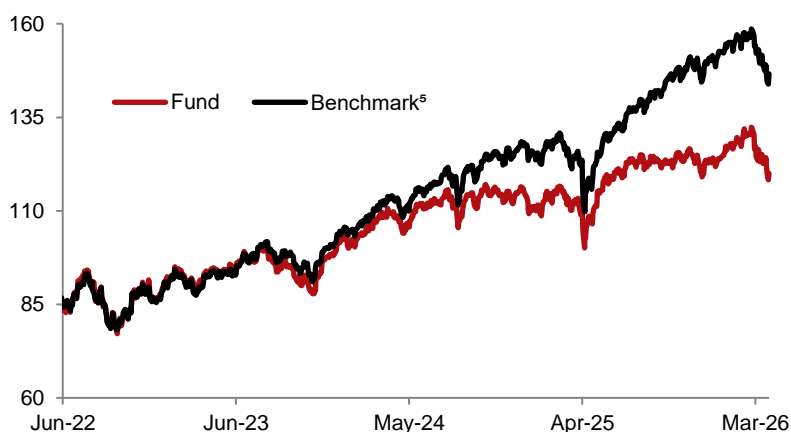
The Fund's investment outlets undergo proper screening and evaluation in accordance with the Trustee's accreditation process. The Fund may also use financial derivatives to hedge the portfolio against market and credit risks.

- THE UNIT INVESTMENT TRUST FUND (UITF) IS NOT A DEPOSIT AND IS NOT INSURED BY THE PHILIPPINE DEPOSIT INSURANCE CORP. (PDIC).
- RETURNS CANNOT BE GUARANTEED AND HISTORICAL NAVPU IS FOR ILLUSTRATION OF NAVPU MOVEMENTS/FLUCTUATIONS ONLY.
- WHEN REDEEMING, THE PROCEEDS MAY BE WORTH LESS THAN THE ORIGINAL INVESTMENT AND ANY LOSSES SHALL BE SOLELY FOR THE ACCOUNT OF THE CLIENT.
- THE TRUSTEE IS NOT LIABLE FOR ANY LOSS UNLESS UPON WILLFUL DEFAULT, BAD FAITH OR GROSS NEGLIGENCE.
- THIS PRODUCT CANNOT BE SOLD TO YOU UNLESS ITS BENEFITS AND RISKS HAVE BEEN THOROUGHLY EXPLAINED. IF YOU DO NOT FULLY UNDERSTAND THIS PRODUCT, DO NOT PURCHASE OR INVEST IN IT.

FUND PERFORMANCE AND STATISTICS

(Purely for reference purposes and is not a guarantee of future results)

NAVPU GRAPH⁴



⁵ MSCI All Country World Index Net Total Return USD Index

More information about the benchmark components can be found in the Benchmark Information section of this document.

STATISTICS	
Volatility, Past 1 Year (%) ⁸	14.47
Sharpe Ratio ⁹	0.23
Information Ratio ¹⁰	-1.31
Current No. of Holdings	4

⁴ Differences in the returns of the fund and its benchmark may be affected by factors such as composition/allocation, fees, tenor, duration, and dividend disposition, among other factors.

⁶ MSCI AC World Index

⁷ Since Inception.

⁸ Measures the degree to which the Fund fluctuates vis-à-vis its average return over a period of time.

⁹ Used to characterize how well the return of a Fund compensates the investor for the level of risk taken. The higher the number, the better.

¹⁰ Measures reward-to-risk efficiency of the portfolio relative to the benchmark. The higher the number, the higher the reward per unit of risk.

¹¹ The "Cash and Cash Equivalents" sector includes the payables and receivables from regular day-to-day operations. Includes the cash held by the underlying funds.

¹² Includes accrued income, investment securities purchased, accrued expenses, etc.

	CUMULATIVE						ANNUALIZED				CALENDAR YEAR				
	1M	3M	6M	1Y	3Y	S.I. ⁷	1Y	3Y	5Y	S.I. ⁷	YTD	2025	2024	2023	2022
Fund (Net%)	-8.65	-3.57	-2.90	10.08	28.55	20.04	10.08	8.73	-	4.66	-3.57	12.00	7.56	18.98	-13.15
Benchmark	-7.18	-3.77	-0.01	20.01	54.06	39.91	20.01	15.49	-	8.73	-3.77	21.58	17.14	19.69	-14.71

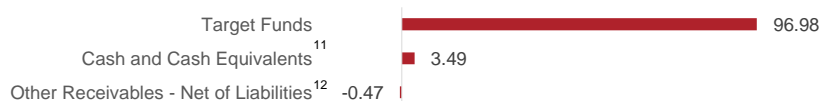
5 BENCHMARK INFORMATION

Name	Description and Key Characteristics
MSCI All Country World Index Net Total Return USD Index	<p>The MSCI ACWI Index, MSCI's flagship global equity index, is designed to represent performance for the full opportunity set of large- and mid-cap stocks across 23 developed and 24 Emerging Markets. With 2,757 constituents, the index covers approximately 85% of the global investable equity opportunity set.</p> <p>The index is based on the MSCI Global Investable Market Indexes (GIMI) Methodology – a comprehensive and consistent approach to index construction that allows for meaningful global views and cross regional comparisons across all market capitalization size, sector and style segments and combinations. This methodology aims to provide exhaustive coverage of the relevant investment opportunity set with a strong emphasis on index liquidity, investability and replicability.</p> <p>The MSCI Total Return Indices measure the market performance, including price performance and income from regular cash distributions (cash dividend payments or capital repayments). MSCI's Daily Total Return (DTR) methodology reinvests regular cash distributions in indices on the ex-date of such distributions.</p>

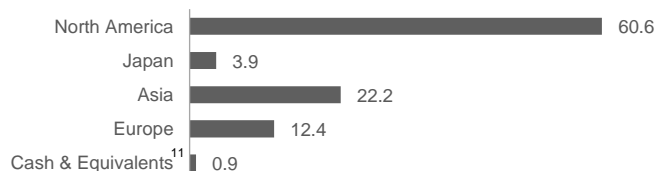
More details about the benchmark may be accessed through MSCI <https://www.msci.com/>. Alternatively, participants may request information from BPI Wealth at bpiwealth@bpi.com.ph.

PORTFOLIO COMPOSITION

ALLOCATION (%)



REGIONAL ALLOCATION



TOP HOLDINGS

Name	% of Holdings
Janus Henderson Horizon Global Sustainable Equity Fund	46.63
Wellington Climate Strategy Fund	32.80
JPMorgan Funds Emerging Markets Sustainable Equity Fund	17.55

SELECT SUSTAINABILITY CHARACTERISTICS¹

Name	Fund	BM
Carbon Footprint	14	41.8
Relative to Benchmark (%)	-67	-
Carbon Intensity ³	42	113.5
Relative to Benchmark (%)	-63	-

¹ The values presented consider direct emissions controlled by the companies (where the target funds are invested in) through their operations, products and services, and indirect emissions generated by production of energy that the said companies consume. The Fund-of-Funds' portfolio values for each metric is derived from the weighted average of the Fund-of-Funds' exposure to the respective target funds. Data contained herein is based solely on information provided by the target fund managers (as of the specified reporting date) which BPI Wealth considers reliable. BPI Wealth does not make any representation or warranty, express or implied, as to the information's accuracy, timeliness or completeness for any purpose. Any information herein is subject to change without notice, and BPI Wealth is not under any obligation to update or keep current the information contained herein. This sustainability disclosure does not guarantee or purport that the Fund-of-Funds will have the same target funds, underlying securities, or characteristics moving forward.

² In tons CO₂e/USD1Mn invested, measures the portfolio's exposure to climate risk using various metrics such as, but not limited to, carbon emissions and carbon intensity.

³ In tons CO₂e/USD1Mn revenue, measures how efficient the portfolio is in terms of carbon emissions per unit of output.

RELATED PARTY TRANSACTIONS*

The Fund has transactions and outstanding investments with entities related to BPI Wealth - A Trust Corporation ("BPI Wealth"):

Bank of the Philippine Islands – USD 0.014M

*Related party in accordance with BPI Wealth's internal policy.

TARGET FUNDS' INFORMATION

NAME	DOMICILE	REGULATOR	SFDR	THEME	OBJECTIVE
Janus Henderson Horizon Global Sustainable Equity Fund	Luxembourg	CSSF	Article 9	Global Sustainable	Aims to provide capital growth over the long term by investing in companies whose products and services are considered by the investment manager as contributing to positive environmental or social change and thereby have an impact on the development of a sustainable global economy.
Wellington Global Stewards Fund	Ireland	Central Bank of Ireland	Article 9	Global Sustainable	Seeks to deliver long-term total returns in excess of the MSCI All Country World Index by investing in the equities of companies globally, that generate high return on capital relative to their peers, and whose management teams and boards display superior stewardship to sustain those returns over time.
JPMorgan Funds Emerging Markets Sustainable Equity Fund	Luxembourg	CSSF	Article 9	Global Sustainable	To provide long-term capital growth by investing primarily in emerging market companies with positive E/S characteristics or companies that demonstrate improving E/S characteristics.

OUTLOOK AND STRATEGY

Market Review. Global equities declined in March, reversing earlier gains as geopolitical tensions escalated following U.S.–Israel strikes on Iran. The MSCI World Index fell in U.S. dollar terms, with risk sentiment deteriorating amid higher energy prices, rising inflation expectations, and a broad flight to safety.

Losses were more pronounced outside the United States. European and Asia Pacific equities came under pressure. European markets weakened on energy supply concerns and rising input costs, while tighter financial conditions further weighed on the outlook. Asia Pacific equities also declined, with both developed and emerging markets affected by energy import exposure and currency pressures.

U.S. equities moved lower but showed relative resilience compared to other regions, supported in part by energy sector strength and defensive positioning. Nonetheless, market breadth remained weak, with most sectors ending the month in negative territory.

Emerging market equities were among the hardest hit, particularly in Asia, as higher oil prices and risk aversion drove capital outflows. Energy was the primary outperforming sector globally, while cyclicals and growth segments lagged amid a repricing of inflation and interest rate expectations.

Fund Performance. The fund returned -8.65%, lagging the benchmark by 147 basis points. Security selection within the fund helped performance.

Fund Strategy. Global equities enter 2026 with a constructive backdrop supported by resilient global GDP growth. From a sustainability standpoint, the investment landscape is shifting meaningfully. ESG integration is evolving toward "ESG 2.0," with a stronger focus on financial materiality, event-driven risk management, and industry-specific drivers of performance.

Sustainability-focused companies must navigate a landscape where geopolitical and policy uncertainty continues to reshape energy and climate priorities. The sustainability outlook highlights the need for climate adaptation, decarbonization strategies, and resilience-oriented capital allocation.

Advances in AI remain a powerful structural driver. Productivity improvements are enabling economic output to rise even as labor demand softens, supporting earnings growth especially in technology and automation-linked sustainable solutions.

Expect broadening of global equity opportunities including in sustainability themes. Global energy supply dynamics and the U.S.–China technology race will continue to influence clean energy, renewable infrastructure, and critical materials demand. These areas remain key opportunity sets for sustainable equity investors.

LIST OF PROSPECTIVE INVESTMENTS

The following are among the Fund's approved investment outlets, wherein the Trustee intends to invest depending on strategy, availability, or other market-driven circumstances:

a) Primarily in more than one collective investment scheme ("CIS") managed using a sustainable investment strategy aligned with sustainability metrics or frameworks such as the European Union Sustainable Finance Disclosure Regulation (SFDR), United Nations Sustainable Development Goals (SDG), and other globally recognized fund rating agencies or companies, that are approved or registered and supervised by regulatory authorities that is a member of the International Organization of Securities Commissions (IOSCO) and managed by reputable fund manager/s the investment objectives and policies of which are generally consistent with those of the Fund; provided further that such combined investment in collective investment schemes should not fall below ninety percent (90%) of the net asset value of the Fund. The Target Fund must be recognized as a collective investment scheme in its home jurisdiction by a regulatory authority or any regulatory authority acceptable to the BSP to supervise this CIS;

(b) Deposit products;

(c) Money market instruments;

(d) Short-term tradable fixed-income instruments issued, underwritten, or otherwise dealt by BPI and/or any of its subsidiaries, affiliates, their successors-in-interest or assignees, their directors, officers, stockholders, and related interest, and any of their trust and fund managed accounts, under such terms and conditions as the Trustee may deem to be in the best interest of the Fund; and, any such other instruments as may be allowed under BSP regulations. Investment with related interests shall be in accordance with Section 414-Q of the MORNBF1;

(e) Such other investments suitable to the nature, classification, and strategy of the Fund, as allowed by prevailing regulations;

(f) The principal investments of the Fund will be denominated in, but not limited to, the following major currencies: U.S. Dollar, Euro, British Pound, Canadian Dollar, Australian Dollar, Swiss Franc, Danish Kroner, and Japanese Yen.

IMPORTANT NOTICES

BPI Wealth is a subsidiary of the Bank of the Philippine Islands. For inquiries and comments, please send us a message through bpiwealth@bpi.com.ph or by visiting www.bpi.com.ph/contactus. You may also call our 24-hour BPI Contact Center at (+632) 889 10000.

BPI Wealth as Trustee/Investment Manager is regulated by the Bangko Sentral ng Pilipinas. <https://www.bsp.gov.ph>

Qualified Participants

Participation in the Fund shall be open to Participants with legal capacity to contract and who are not considered US persons under the US securities and tax laws, subject to the other conditions, rules or provisions stated in the Plan Rules and those established by the Trustee. No beneficial owner shall hold more than 10% of the Fund. Any investor who owns more than 10% shall be asked to redeem the amount (or its equivalent number of units) in excess of 10% within thirty (30) calendar days.

SPECIFIC RISKS IN INVESTING IN A FUND-OF-FUNDS

The performance of the underlying Target Fund/s on an individual or collective basis impacts the performance of the BPI Sustainable Global Equity Fund-of-Funds.

The BPI Sustainable Global Equity Fund-of-Funds incurs trust fee payable to the Trustee on top of the management fee/s charged by the Target Fund/s. Said fees and other expenses are already included in the computation of the Net Asset Value per Unit, which is the price at which investors subscribe and redeem units of the Fund.

DUE TO THE FUND-OF-FUNDS STRUCTURE OR LAYERED INVESTMENT STRUCTURE OF THE FUND, PARTICIPANTS MAY BE SUBJECTED TO HIGHER FEES WITH THE ADDITION OF FEES AND EXPENSES IMPOSED BY THE TARGET FUNDS. PARTICIPANTS ARE ADVISED TO CONSIDER THESE FEES AND EXPENSES BEFORE INVESTING.