BPI PERA EQUITY FUND

BPI WEALTH

Key Information Investment Disclosure Statement

September 30, 2026

Boost your retirement plan by capturing growth opportunities in the Philippine equity market

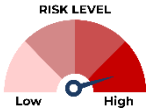

INVESTMENT OBJECTIVE AND SUMMARY

The Fund intends to achieve long term capital growth derived from a diversified portfolio of equity securities issued by Philippine domiciled companies. The Fund aims to provide returns in excess of the return of the PSEi Total Return Index (PSEi TRI).

FUND FACTS

Classification	PERA Equity Fund
Total Fund NAV	PHP 104.95 Mn
Dealing Day	Daily up to 2:00PM
Redemption Settlement	Day 3 End-of-Day
Min. Holding Period / Early Redemption Charge	None
NAVPU	PHP 0.87
Launch Date	December 19, 2016
Minimum Investment	PHP 1,000
Additional Investment	No minimum

FEES

Trustee Fees	**Monthly rate:** 0.1234%[1] **Annual fee:** 1.50% p.a.	BPI Wealth
Custodianship and Accounting Fee	0.0033%[2]	DB AG Manila
External Audit Fee	0.0000%[3]	Isla Lipana
Other Fees	0.0000%	None

[1] Monthly Rate: Billings received for September 2026 divided by the average daily NAV for the same month valued at PHP 107.78 Mn
[2] Monthly Rate: Billings received for August 2026 divided by the average daily NAV for the same month valued at PHP 108.65 Mn
[3] Billing is received at the last quarter of the year

CLIENT SUITABILITY

A client profiling process should be performed prior to participating in the Fund to guide the prospective investor if it is suited to his/her investment objective and risk tolerance before deciding to invest. Clients are advised to read the Declaration of Trust/Plan Rules of the Fund, which may be obtained from our website.

This Fund is for investors who:

- Are at least classified as aggressive based on their risk profile
- Have an investment horizon of at least five (5) years

KEY RISKS AND RISK MANAGEMENT

Equity Price Risk: Investors are exposed to adverse changes in the prices of stocks listed in the Philippine Stock Exchange, which may be brought about by adverse stock market conditions, unfavorable company earnings and valuations and/ or negative developments in domestic and global political and economic conditions.

Liquidity Risk: Possibility to experience losses due to the fund's inability to convert assets into cash immediately or in instances where conversion to cash is possible but at a highly disadvantageous price.

Related Party Risk: Risk of any actual or potential conflicts of interest in handling of related party transactions.

In accordance with the provisions in the Declaration of Trust, the Fund employs a risk management policy based on duration. The Fund may also use financial derivatives to hedge the portfolio against market and credit risks.

• THE UNIT INVESTMENT TRUST FUND (UITF) IS NOT A DEPOSIT AND IS NOT INSURED BY THE PHILIPPINE DEPOSIT INSURANCE CORP. (PDIC).
• RETURNS CANNOT BE GUARANTEED AND HISTORICAL NAVPU IS FOR ILLUSTRATION OF NAVPU MOVEMENTS/FLUCTUATIONS ONLY.
• WHEN REDEEMING, THE PROCEEDS MAY BE WORTH LESS THAN THE ORIGINAL INVESTMENT AND ANY LOSSES SHALL BE SOLELY FOR THE ACCOUNT OF THE CLIENT.
• THE TRUSTEE IS NOT LIABLE FOR ANY LOSS UNLESS UPON WILLFUL DEFAULT, BAD FAITH OR GROSS NEGLIGENCE.
• THIS PRODUCT CANNOT BE SOLD TO YOU UNLESS ITS BENEFITS AND RISKS HAVE BEEN THOROUGHLY EXPLAINED. IF YOU DO NOT FULLY UNDERSTAND THIS PRODUCT, DO NOT PURCHASE OR INVEST IN IT.

FUND PERFORMANCE AND STATISTICS

(Purely for reference purposes and is not a guarantee of future results)

NAVPU GRAPH

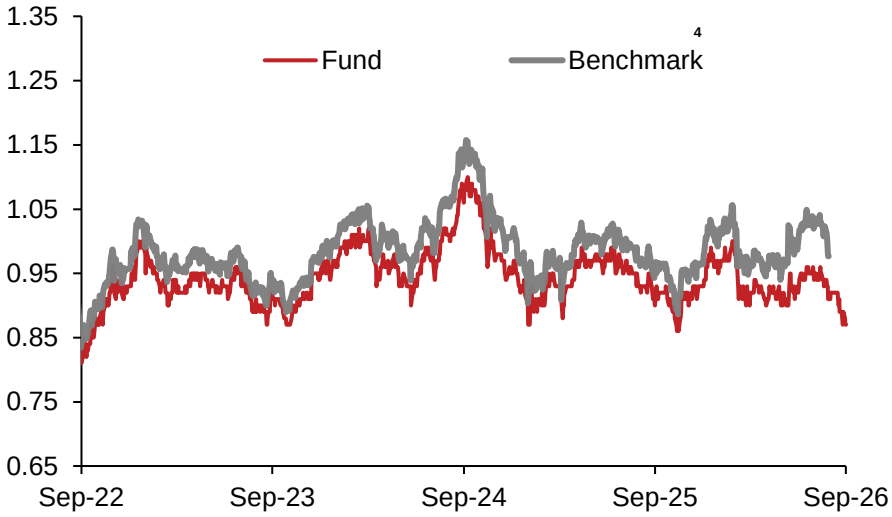

NAVPU OVER THE PAST 12 MONTHS	
Highest	1.00
Lowest	0.86
STATISTICS	
Portfolio Beta	0.95
Volatility, Past 1 Year (%)[7]	17.79
Sharpe Ratio [8]	-0.46
Information Ratio [9]	-0.32
Current Number of Holdings	29

[5] Effective January 2, 2025, the Fund's benchmark changed from Philippine Stock Exchange Index (PSEi) to PSEi Total Return Index (PSEi TRI) to ensure alignment with BSP Circular No. 1178, Guidelines on the Use of Benchmarks for UITFs.
[6] Since Inception.
[7] Measures the degree to which the Fund fluctuates vis-à-vis its average return over a period of time.
[8] Used to characterize how well the return of a Fund compensates the investor for the level of risk taken. The higher the number, the better.
[9] Measures reward-to-risk efficiency of the portfolio relative to the benchmark. The higher the number, the higher the reward per unit of risk.

	CUMULATIVE						ANNUALIZED				CALENDAR YEAR					
	1M	3M	6M	1Y	3Y	S.I.[6]	1Y	3Y	5Y	S.I.[6]	YTD	2025	2024	2023	2022	2021
Fund (Net%)	-4.40	-5.43	-5.43	-3.33	-5.43	-13.00	-3.33	-1.85	-2.15	-1.41	-6.45	-2.11	1.06	1.08	-7.00	3.09
Benchmark	-4.42	-5.36	-2.84	-0.98	-4.10	-9.71	-0.98	-1.38	-2.70	-1.04	-3.13	-4.14	1.22	-1.77	-7.81	-0.24

[4] BENCHMARK INFORMATION

Name: PSEi Total Return Index (PSEi TRI)

Description and Key Characteristics: The Philippine Stock Exchange Index or PSEi is the main index of the Philippine Stock Exchange. The PSEi is a free float-adjusted market capitalization-weighted index of the 30 largest and most active common stock.

The PSEi Total Return Index (PSEi TRI) covers both price performance and income from dividend payments by reinvesting cash dividends back to the PSEi according to each constituent's respective market capitalization weightings.

Relation to the Fund's Objective or Investment Strategy: Being an actively managed fund, the Trustee has discretion to select the Fund's investments and is not bound by the components of its benchmark. The Trustee therefore refers to the benchmark when constructing the Fund's portfolio and performs risk management measures to ensure that the deviation from the index remains within the Fund's policies and objectives. The PSEi TRI is constantly used by investors to gauge the performance of the Fund. Information about the benchmark may be accessed through Philippine Stock Exchange https://www.pse.com.ph/. Alternatively, participants may request information from BPI Wealth at bpiwealth@bpi.com.ph.

PORTFOLIO COMPOSITION

ALLOCATION (%)

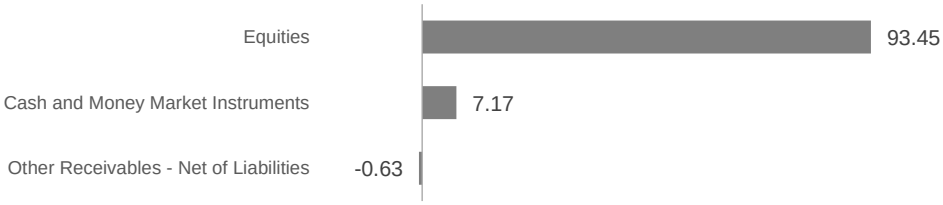

SECTOR HOLDINGS (EQUITY PORTION)

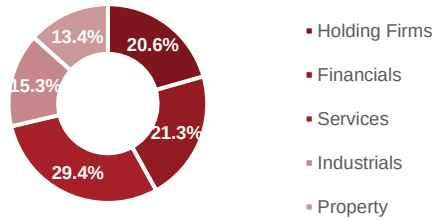

TOP TEN HOLDINGS

Name	% of Fund
Int'l Container Terminal Services, Inc.	18.24
BDO Unibank, Inc.	8.12
SM Investments Corporation	8.10
Bank of the Philippine Islands	7.65
Time Deposit	6.77
Ayala Corporation	4.81
SM Prime Holdings, Inc.	4.58
Manila Electric Company	4.41
Metropolitan Bank & Trust Co.	4.14
Globe Telecom, Inc.	3.81

RELATED PARTY TRANSACTIONS*

The Fund has investments and trade transactions with BPI Wealth - A Trust Corporation ("BPI Wealth"):

ACEN Corporation – PHP 0.42 Mn
Ayala Corporation – PHP 5.05 Mn
Ayala Land Inc. – PHP 3.01 Mn
Bank of the Philippine Islands – PHP 15.14 Mn
Globe Telecom, Inc. – PHP 4.00 Mn

Investments in the said outlets were approved by the BPI Wealth's Board of Directors. Likewise, all related party transactions are conducted on an arm's length and best execution basis and within established limits.

**Related party in accordance with BPI Wealth's internal policy.*

OUTLOOK AND STRATEGY

Market Review. September proved extra challenging for Philippine equities, with the Philippine Stock Exchange Index (PSEi) declining 4.65% month-on-month to close at 5,679.48. The index started the month on a positive note but succumbed to worsening macroeconomic conditions as the period progressed.

Geopolitical tensions in the Middle East continued to drive oil prices higher, with Brent crude reaching as much as US$109 per barrel during the month. At the same time, elevated global interest rates weighed on equity markets, as the 10-year U.S. Treasury yield climbed above 5.2%. Domestically, inflation remained elevated, although it eased slightly to 6.1% year-on-year in August from 6.2% in July. The Philippine peso also weakened significantly, touching a record low of Php62.865 against the U.S. dollar.

Investor sentiment was further dampened by downward revisions to the country's economic growth outlook. S&P Global Ratings lowered its 2026 Philippine GDP growth forecast to 2.9% from 4.1%, while the Asian Development Bank reduced its projection to 3.3% from 3.8%.

Despite the market decline, trading activity improved during the month. Average daily value turnover rose 12.39% month-on-month to Php6.695 billion. Foreign investors, however, remained net sellers, recording net outflows of approximately US$131 million.

On a stock-specific basis, the month's top gainers were AEV (+2.43%), EMI (+1.17%), and AREIT (+1.09%). Conversely, the biggest laggards were PLUS (-23.92%), SCC (-20.35%), and RCR (-14.23%). include: DMC (+6.02%), AEV (+4.51%), LTG (+3.83%). Meanwhile top laggards are as follows : SCC (-15.89%), CNVRG: (-15.58%), and GLO (-9.94%).

Fund Performance. The fund outperformed its benchmark by 2 basis points in September with a return of -4.40%.

Fund Strategy. The Fund will remain defensive given the high volatility from local and global macroeconomic headwinds. The Fund's preference is for companies with leading market capitalization, clear earnings growth drivers, dividend-paying and high-yielding.

LIST OF PROSPECTIVE INVESTMENTS

The following are among the Fund's approved investment outlets, wherein the Trustee intends to invest depending on strategy, availability, or other market-driven circumstances:

(a) Shares of stock of selected corporations, including preferred stocks, which are already listed or being offered publicly, either through initial public offering or through the secondary market, in the Philippine Stock Exchange;

(b) Primarily tradable fixed-income instruments issued or guaranteed by the Philippine government or the BSP; marketable instruments that are traded in an organized exchange; investment outlets/ categories the BSP allow. Provided, that, a financial instrument is regarded as tradable if quoted two-way prices are readily available and regularly available from an exchange, dealer, broker, industry group, pricing service or regulatory agency, and those prices represent actual and regularly occurring market transactions on an arm's length basis;

(c) Primarily tradable fixed-income securities issued, underwritten, or otherwise dealt by BPI and/or any of its subsidiaries, affiliates, their successors-in-interest or assignees, their directors, officers, stockholders, and related interest, and any of their trust and fund managed accounts, under such terms and conditions as the Trustee may deem to be in the best interest of the Fund or any such instrument as may be allowed under BSP regulations. Investment with related interests shall be in accordance with Section 414-Q of the MORNBFI;

(d) Money market instruments;

(e) Deposit products;

(f) Such other investments suitable to the nature, classification, and strategy of the Fund, as allowed by prevailing regulations.

IMPORTANT NOTICES

BPI Wealth is a subsidiary of the Bank of the Philippine Islands. For inquiries and comments, please send us a message through bpiwealth@bpi.com.ph or by visiting www.bpi.com.ph/contactus. You may also call our 24-hour BPI Contact Center at (+632) 889 10000.

BPI Wealth as Trustee/Investment Manager is regulated by the Bangko Sentral ng Pilipinas. https://www.bsp.gov.ph

Qualified Participants
Participation in the Fund shall be open to all persons with legal capacity to enter into contracts. Acceptance of Participants shall be subject to the rules or procedures established by the Trustee which it deems advantageous or to the best interest of the Fund.