

Key Information Investment Disclosure Statement

April 30, 2026

Achieve growth through innovations driving the future of global health care



INVESTMENT OBJECTIVE AND SUMMARY

The Fund, operating as a Feeder Fund, intends to achieve long term capital growth by investing in a Target Fund that invests in stocks in the health care sector. The Fund aims to provide excess return over the MSCI World Health Care Index.

FUND FACTS

Classification	Equity Feeder Fund
Total Fund NAV (Mn)	USD 3.71
Dealing Day	Daily up to 2:00PM
Redemption Settlement	T+5 End-of-Day
Min. Holding Period / Early Redemption Charge	None
NAVPU	USD 99.89
Launch Date	February 1, 2021
Minimum Investment	USD 100
Additional Investment	No minimum

FEES

Trustee Fees	Monthly rate: 0.1236% ¹ Annual fee: 1.50% p.a.	BPI Wealth
Custodianship and Accounting Fee	0.0012% ²	DB AG Manila
External Audit Fee	0.0039% ³	Isla Lipana
Other Fees	0.0153% ⁴	Index Licensing Fee

¹ Monthly Rate: Billings received for April 2026 divided by the average daily NAV for the same month valued at USD 3.87Mn.

² Monthly Rate: Billings received for March 2026 divided by the average daily NAV for the same month valued at USD 3.85Mn.

³ Billing is received at the last quarter of the year.

⁴ Based on latest billing received from provider/s.

CLIENT SUITABILITY

A client profiling process should be performed prior to participating in the Fund to guide the prospective investor if it is suited to his/her investment objective and risk tolerance before deciding to invest. Clients are advised to read the Declaration of Trust/Plan Rules of the Fund, which may be obtained from our website.

This Fund is for investors who:

- Are at least classified as aggressive based on their risk profile
- Have an investment horizon of at least five (5) years.

KEY RISKS AND RISK MANAGEMENT

Market/Price Risk: Investors are exposed to adverse changes in the prices of global equities in the health care sector due to adverse market conditions, unfavorable company earnings and valuations, and negative developments in the political and economic conditions of the focus countries of the securities of the target fund.

Liquidity Risk: Investors are exposed to the risk of loss due to the target fund's inability to convert security holdings to cash immediately or in instances where conversion to cash is possible but at a highly disadvantageous price due to limited participants in the market, low trading volumes, market disruptions, among others.

Country Risk: Investors are exposed to the risk of loss arising from negative developments in the political, economic and social conditions of the focus countries of the underlying securities of the target fund, which may adversely affect the value of the feeder fund.

FX Risk: Investors are exposed to the risk of loss from a decline in the market value of the target fund when the market value of foreign currency denominated securities held by the target fund are translated to USD.

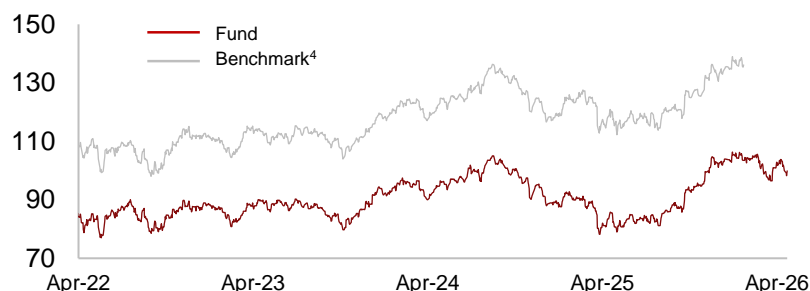
The Fund's investment outlets undergo proper screening and evaluation in accordance with the Trustee's accreditation process. The Fund may also use financial derivatives to hedge the portfolio against market and credit risks.

• THE UNIT INVESTMENT TRUST FUND (UITF) IS NOT A DEPOSIT AND IS NOT INSURED BY THE PHILIPPINE DEPOSIT INSURANCE CORP. (PDIC).
 • RETURNS CANNOT BE GUARANTEED AND HISTORICAL NAVPU IS FOR ILLUSTRATION OF NAVPU MOVEMENTS/FLUCTUATIONS ONLY.
 • WHEN REDEEMING, THE PROCEEDS MAY BE WORTH LESS THAN THE ORIGINAL INVESTMENT AND ANY LOSSES SHALL BE SOLELY FOR THE ACCOUNT OF THE CLIENT.
 • THE TRUSTEE IS NOT LIABLE FOR ANY LOSS UNLESS UPON WILLFUL DEFAULT, BAD FAITH OR GROSS NEGLIGENCE.
 • THIS PRODUCT CANNOT BE SOLD TO YOU UNLESS ITS BENEFITS AND RISKS HAVE BEEN THOROUGHLY EXPLAINED. IF YOU DO NOT FULLY UNDERSTAND THIS PRODUCT, DO NOT PURCHASE OR INVEST IN IT.

FUND PERFORMANCE AND STATISTICS

(Purely for reference purposes and is not a guarantee of future results)

NAVPU GRAPH



NAVPU OVER THE PAST 12 MONTHS

Highest	106.32
Lowest	78.93

STATISTICS

Volatility, Past 1 Year (%) ⁶	15.60
Sharpe Ratio ⁷	0.80
Information Ratio ⁸	1.53

⁵ Since Inception.

⁶ Measures the degree to which the Fund fluctuates vis-à-vis its average return over a period of time

⁷ Used to characterize how well the return of a Fund compensates the investor for the level of risk taken. The higher the number, the better

⁸ Measures reward-to-risk efficiency of the portfolio relative to the benchmark. The higher the number, the higher the rewards per unit of risk.

	CUMULATIVE						ANNUALIZED			CALENDAR YEAR				
	1M	3M	6M	1Y	3Y	S.I. ⁵	1Y	3Y	S.I. ⁵	YTD	2025	2024	2023	2022
Fund (Net%)	0.46	-3.49	5.11	16.42	13.61	-0.11	16.42	4.35	-0.02	-3.73	16.61	-2.81	4.37	-11.52
Benchmark	-0.24	-5.86	2.00	5.99	12.60	28.13	5.99	4.03	4.84	-5.38	14.40	2.10	3.33	-5.02

⁴ BENCHMARK INFORMATION

Name: MSCI World Health Care Index

Description and Key Characteristics: The MSCI World Health Care Index is designed to capture the large and mid cap segments across 23 Developed Markets (DM) countries*. All securities in the index are classified in the Health Care as per the Global Industry Classification Standard (GICS®).

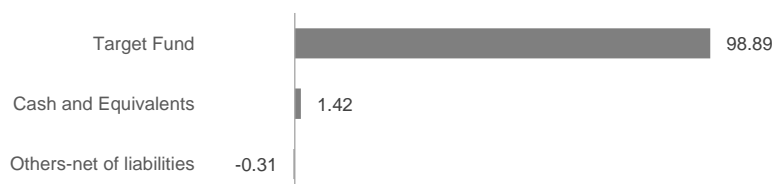
The index is based on the MSCI Global Investable Market Indexes (GIMI) Methodology – a comprehensive and consistent approach to index construction that allows for meaningful global views and cross regional comparisons across all market capitalization size, sector and style segments and combinations. This methodology aims to provide exhaustive coverage of the relevant investment opportunity set with a strong emphasis on index liquidity, investability and replicability.

Relation to the Fund's Objective or Investment Strategy: The Fund operates as a Feeder Fund. The Target Fund is actively managed and will refer to MSCI World Health Care Index when constructing the portfolio and managing its risk to ensure that the Fund remains aligned with its investment objectives. When selecting investments, the Target Trustee has discretion and is not restricted to the components or weighting of the Index. The Target Fund may invest in securities not included in the Index to take advantage of investment opportunities, subject to the asset class, regional, industry, sector and/or strategy requirements of its investment objectives. Investors may use the Index to measure the performance of the Fund.

Information about the benchmark may be accessed through MSCI <https://www.msci.com/>. Alternatively, participants may request information from BPI Wealth at bpiwealth@bpi.com.ph.

PORTFOLIO COMPOSITION

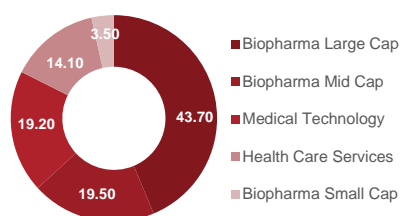
ALLOCATION (%)



TOP TEN HOLDINGS

Name	% of Target Fund
Eli Lilly & Co	8.50
Merck & Co	5.30
AztraZeneca PLC	4.60
Johnson&Johnson	3.70
UnitedHealth Group	3.40
GSK PLC	2.90
Intuitive Surgical	2.80
Edwards Lifesciences	2.50
Danaher Corp	2.00
Vertex Pharmaceutica	2.00

SECTOR BREAKDOWN (%)



REGIONAL BREAKDOWN (%)



TARGET FUND INFORMATION

Name of Target Fund:	Wellington Global Health Care Equity Fund	Fund Manager:	Wellington Management Company LLP
Fund structure:	UCITS (IRL)	Trustee and Custodian:	State Street Custodial Services (Ireland) Limited
Fund Currency:	US Dollar	Regulator:	Central Bank of Ireland
Inception Date:	October 31, 2023	Total Expense Ratio:	1.32%

The Fund Performance Report and relevant information about the Wellington Global Health Care Equity Fund can be viewed and downloaded through <https://www.wellingtonfunds.com/en-at/institutional/>.

RELATED PARTY TRANSACTIONS

The Fund has transactions and outstanding investments with entities related to BPI Wealth - A Trust Corporation ("BPI Wealth").

Bank of the Philippine Islands – USD 0.012M

**Related party in accordance with BPI Wealth's internal policy.*

OUTLOOK AND STRATEGY

Market Review. Global equities rebounded in April as performance was led by technology and AI-linked companies, where strong earnings, continued investment in digital infrastructure, and investor positioning drove outperformance. The broader global backdrop showed increasing dispersion, driven by elevated geopolitical tensions, divergent regional growth trajectories, and accelerating inflationary dynamics. Central banks largely held interest rates steady, maintaining a cautious stance amid considerable uncertainty about the impacts of the energy supply shock on inflation and economic growth. Disruptions tied to the Iran conflict led to intermittent delays in Gulf shipping and frequent adjustments to insurance coverage. As a result, manufacturers worldwide are contending with volatile input costs and shifting delivery schedules, with the effects most pronounced across Europe and Asia. The IMF's April World Economic Outlook described a fragile equilibrium; global economic growth remains intact but is slowing at the margin, while energy-driven inflation pressures increase the likelihood that monetary policy remains tighter for longer than markets currently anticipate. At the same time, investment in AI appears increasingly structural. Spending is focused not only on applications but on the build-out of core infrastructure — compute, data, and enterprise integration — suggesting a multiyear capital cycle as firms pursue productivity gains amid ongoing cost and labor constraints. The

MSCI World Health Care NET returned -0.2% for the period. Within the index, two out of four sectors declined for the month. Medical technology and biopharma large cap were the bottom performing sectors, while health care services and biopharma mid cap were the top performing sectors for the month.

Fund Performance. The fund returned 0.46% in April, outperforming the benchmark by 70 basis points..

Fund Strategy. Biopharma remains a strong source of innovation across multiple areas, including cardiometabolic disease, oncology, and immunology. The potential for continued relative outperformance is supported by improving earnings revisions, a catalyst-rich clinical calendar, and sustained M&A activity driven by large pharmaceutical companies seeking external innovation as they confront upcoming patent expirations.

Within health care services, utilization remains elevated, supporting providers, while trends in managed care continue to reflect a gradual and uneven recovery. Recent updates to Medicare Advantage rates provide a modestly more supportive backdrop and near-term relief, improving visibility into earnings and allowing plans additional flexibility. However, reimbursement remains below underlying cost trends, and policy and regulatory uncertainty persist, suggesting margin recovery will be gradual. We continue to see a mixed fundamental backdrop, with differentiation driven by execution, pricing discipline, and exposure across end markets.

At the end of the period, our largest exposures were biopharma large cap and biopharma mid cap and we were least exposed to biopharma small cap and health care services. From a regional perspective, our largest exposures were North America and Developed EU & Middle East ex UK and we were least exposed to Emerging Markets.

LIST OF PROSPECTIVE INVESTMENTS

The following are among the Fund's approved investment outlets, wherein the Trustee intends to invest depending on strategy, availability, or other market-driven circumstances:

(a) Primarily in a single collective investment scheme ("CIS") whose investment objective is to provide investment results in excess of the return of the MSCI World Health Care Index; provided further that such CIS is approved or registered and supervised by a regulatory authority that is a member of the International Organization of Securities Commissions (IOSCO) and managed by reputable fund manager/s; provided further that the investment in the said collective investment scheme should at least be ninety percent (90%) of the total assets of the Fund. The Target Fund must be recognized as a collective investment scheme in its home jurisdiction by a regulatory authority or any regulatory authority acceptable to the BSP to supervise this CIS;

(b) Short-term tradable fixed-income instruments issued or guaranteed by the Philippine government or the BSP; tradable securities issued by the government of a foreign country, any political subdivision/agency of a foreign country or any supranational entity; tradable fixed income instruments issued by foreign or local financial institutions or private corporations; exchange-listed securities; marketable instruments that are traded in an organized exchange; loans traded in an organized market; and, such other tradable investments outlets/ categories as the BSP may allow. Provided, that, a financial instrument is regarded as tradable if two-way prices are quoted, readily available or regularly available from an exchange, dealer, broker, industry group, pricing service or regulatory agency, and those prices represent actual and regularly occurring market transactions on an arm's length basis;

(c) Short-term tradable fixed-income instruments issued, underwritten, or otherwise dealt by BPI and/or any of its subsidiaries, affiliates, their successors-in-interest or assignees, their directors, officers, stockholders, and related interest, and any of their trust and fund managed accounts, under such terms and conditions as the Trustee may deem to be in the best interest of the Fund; and, any such other instruments as may be allowed under BSP regulations. Investment with related interests shall be in accordance with Section 414-Q of MORNBF1;

(d) The principal investments of the Fund will be denominated in, but not limited to, the U.S. Dollar. The target fund invests in securities denominated in other currencies;

(e) Money market instruments;

(f) Deposit products;

(g) Such other investments suitable to the nature, classification, and strategy of the Fund, as allowed by prevailing regulations

IMPORTANT NOTICES

BPI Wealth is a subsidiary of the Bank of the Philippine Islands. For inquiries and comments, please send us a message through bpiwealth@bpi.com.ph or by visiting www.bpi.com.ph/contactus. You may also call our 24-hour BPI Contact Center at (+632) 889 10000.

BPI Wealth as Trustee/Investment Manager is regulated by the Bangko Sentral ng Pilipinas. <https://www.bsp.gov.ph>

Qualified Participants

Participation in the Fund shall be open to Participants with legal capacity to contract and who are not considered US persons under the US securities and tax laws, subject to the other conditions, rules or provisions stated in the Plan Rules and those established by the Trustee. No beneficial owner shall hold more than 10% of the Fund. Any investor who owns more than 10% shall be asked to redeem the amount (or its equivalent number of units) in excess of 10% within thirty (30) calendar days.