

Key Information Investment Disclosure Statement

March 31, 2026

Unlock growth by investing in deeply discounted local stocks



INVESTMENT OBJECTIVE AND SUMMARY

The Fund intends to achieve long term capital growth by investing in, to the extent possible, equity securities issued by Philippine domiciled companies which have a value style bias. The Fund aims to provide returns in excess of the return of the PSEi Total Return Index (PSEi TRI).

FUND FACTS

Classification	Equity Fund
Total Fund NAV (Mn)	PHP 3,555.00
Dealing Day	Daily up to 2:00PM
Redemption Settlement	Day 3 End-of-Day
Min. Holding Period / Early Redemption Charge	None
NAVPU	PHP 143.75
Launch Date	April 4, 2005
Minimum Investment	PHP 1,000
Additional Investment	No minimum

FEES

Trustee Fees	Monthly rate: 0.1489% ¹ Annual fee: 1.75% p.a.	BPI Wealth
Custodianship and Accounting Fee	0.0024% ²	DB AG Manila
External Audit Fee	0.0000% ³	Isla Lipana
Other Fees	0.0000% ⁴	None

¹ Monthly Rate: Billings received for March 2026 divided by the average daily NAV for the same month valued at Php 3,559.41 Mn

² Monthly Rate: Billings received for February 2026 divided by the average daily NAV for the same month valued at Php 3,775.19 Mn

³ Billing is received at the last quarter of the year

CLIENT SUITABILITY

A client profiling process should be performed prior to participating in the Fund to guide the prospective investor if it is suited to his/her investment objective and risk tolerance before deciding to invest. Clients are advised to read the Declaration of Trust/Plan Rules of the Fund, which may be obtained from our website.

This Fund is for investors who:

- Are at least classified as aggressive based on their risk profile
- Have an investment horizon of at least five (5) years

KEY RISKS AND RISK MANAGEMENT

Equity Price Risk: Investors are exposed to adverse changes in the prices of stocks listed in the Philippine Stock Exchange, which may be brought about by adverse stock market conditions, unfavorable company earnings and valuations and/ or negative developments in domestic and global political and economic conditions.

Liquidity Risk: Investors are exposed to the risk of loss due to the fund's inability to convert equity holdings to cash immediately or in instances where conversion to cash is possible but at a highly disadvantageous price due to limited buyers/ sellers in the market, low trading volumes or market disruptions, among other reasons/ factors..

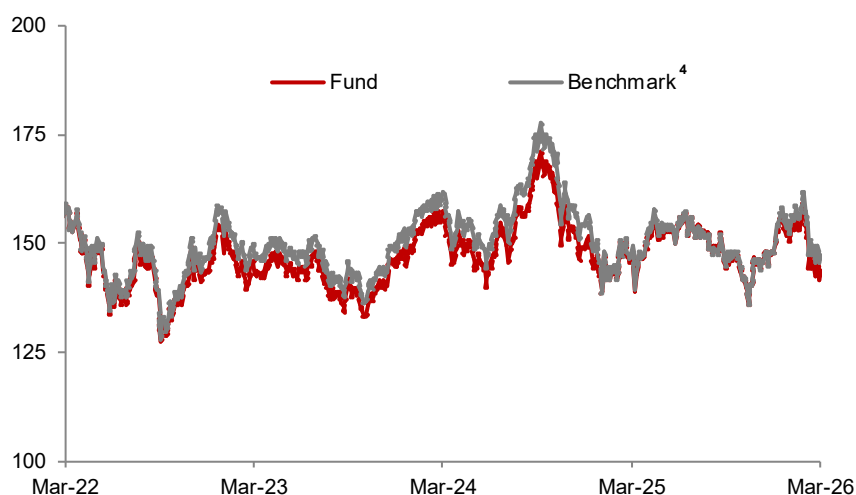
Related Party Risk: Investors are exposed to actual or potential conflicts of interest in the handling of related party transactions by the Trustee, specifically, time deposit placements with the Trustee's own bank and/or its subsidiary, purchase of debt securities issued by related parties, as well as the execution of trade transactions with related counterparties.

In accordance with the provisions in the Declaration of Trust, the Fund employs a risk management policy based on duration. The Fund may also use financial derivatives to hedge the portfolio against market and credit risks.

• THE UNIT INVESTMENT TRUST FUND (UITF) IS NOT A DEPOSIT AND IS NOT INSURED BY THE PHILIPPINE DEPOSIT INSURANCE CORP. (PDIC).
 • RETURNS CANNOT BE GUARANTEED AND HISTORICAL NAVPU IS FOR ILLUSTRATION OF NAVPU MOVEMENTS/FLUCTUATIONS ONLY.
 • WHEN REDEEMING, THE PROCEEDS MAY BE WORTH LESS THAN THE ORIGINAL INVESTMENT AND ANY LOSSES SHALL BE SOLELY FOR THE ACCOUNT OF THE CLIENT.
 • THE TRUSTEE IS NOT LIABLE FOR ANY LOSS UNLESS UPON WILLFUL DEFAULT, BAD FAITH OR GROSS NEGLIGENCE.
 • THIS PRODUCT CANNOT BE SOLD TO YOU UNLESS ITS BENEFITS AND RISKS HAVE BEEN THOROUGHLY EXPLAINED. IF YOU DO NOT FULLY UNDERSTAND THIS PRODUCT, DO NOT PURCHASE OR INVEST IN IT.

FUND PERFORMANCE AND STATISTICS

(Purely for reference purposes and is not a guarantee of future results)



NAVPU OVER THE PAST 12 MONTHS

Highest	158.92
Lowest	135.90

STATISTICS

Portfolio Beta	0.99
Volatility, Past 1 Year (%) ⁷	16.90
Sharpe Ratio ⁸	-0.36
Information Ratio ⁹	-0.70

⁵ Effective January 2, 2025, the Fund's benchmark changed from Philippine Stock Exchange Index (PSEi) to PSEi Total Return Index (PSEi TRI) to ensure alignment with BSP Circular No. 1178, Guidelines on the Use of Benchmarks for UITFs.

⁶ Since Inception.

⁷ Measures the degree to which the Fund fluctuates vis-à-vis its average return over a period of time.

⁸ Used to characterize how well the return of a Fund compensates the investor for the level of risk taken. The higher the number, the better.

⁹ Measures reward-to-risk efficiency of the portfolio relative to the benchmark. The higher the number, the higher the reward per unit of risk.

	CUMULATIVE						ANNUALIZED				CALENDAR YEAR					
	1M	3M	6M	1Y	3Y	S.I. ⁶	1Y	3Y	5Y	S.I. ⁶	YTD	2025	2024	2023	2022	2021
Fund (Net%)	-9.28	-2.73	-0.11	-2.02	0.80	182.69	-2.02	0.27	0.67	5.07	-2.73	-0.69	3.04	0.62	-7.29	1.08
Benchmark	-8.81	-0.30	1.91	-0.27	-4.00	212.86	-0.27	-1.35	-0.64	5.58	-0.30	-7.29	-54.28	-1.77	-7.81	-0.24

4 BENCHMARK INFORMATION

Name: PSEi Total Return Index (PSEi TRI)

Description and Key Characteristics: The Philippine Stock Exchange Index or PSEi is the main index of the Philippine Stock Exchange. The PSEi is a free float-adjusted market capitalization-weighted index of the 30 largest and most active common stock.

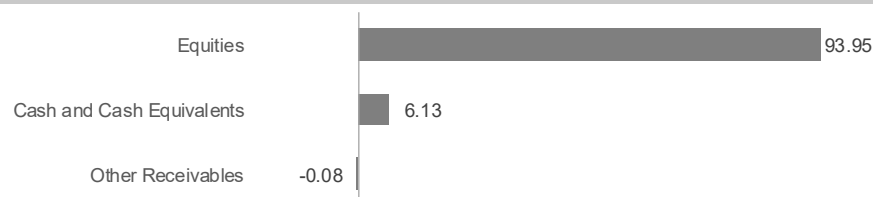
The PSEi Total Return Index (PSEi TRI) covers both price performance and income from dividend payments by reinvesting cash dividends back to the PSEi according to each constituent's respective market capitalization weightings.

Relation to the Fund's Objective or Investment Strategy: Being an actively managed fund, the Trustee has discretion to select the Fund's investments and is not bound by the components of its benchmark. The Trustee therefore refers to the benchmark when constructing the Fund's portfolio and performs risk management measures to ensure that the deviation from the index remains within the Fund's policies and objectives. The PSEi TRI is constantly used by investors to gauge the performance of the Fund.

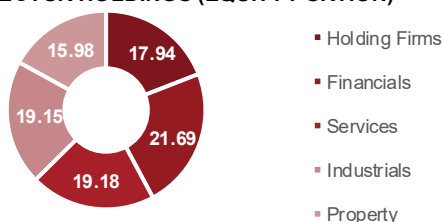
Information about the benchmark may be accessed through Philippine Stock Exchange <https://www.pse.com.ph/>. Alternatively, participants may request information from BPI Wealth at bpiwealth@bpi.com.ph.

PORTFOLIO COMPOSITION

ALLOCATION (%)



SECTOR HOLDINGS (EQUITY PORTION)



TOP TEN HOLDINGS

Name	% of Fund
Int'l Container Terminal Services, Inc.	14.45
SM Investments Corporation	9.42
BDO Unibank, Inc.	8.54
Bank of the Philippine Islands	8.31
Manila Electric Company	6.14
SM Prime Holdings, Inc.	5.97
Metropolitan Bank & Trust Co.	4.58
Time Deposit	4.55
Ayala Corporation	4.43
SM Prime Holdings, Inc.	4.39

RELATED PARTY TRANSACTIONS*

The Fund has investments and trade transactions with BPI Wealth - A Trust Corporation ("BPI Wealth"):

Ayala Corporation	— Php 157.60 Mn
Ayala Land, Inc.	— Php 96.84 Mn
Bank of the Philippine Islands	— Php 457.02 Mn
Globe Telecom, Inc.	— Php 60.78 Mn

Investments in the said outlets were approved by the BPI Wealth's Board of Directors. Likewise, all related party transactions are conducted on an arm's length and best execution basis and within established limits.

*Related party in accordance with BPI Wealth's internal policy.

OUTLOOK AND STRATEGY

Market Review. The Philippine Stock Exchange Index (PSEi) suffered a sharp correction in March, mainly due to the heightened geopolitical tensions in the Middle East following the outbreak of open hostilities involving the United States and Israel against Iran. This development triggered a broad risk-off sentiment across global financial markets. Global commodity markets reacted swiftly, with oil prices spiking above US\$100 per barrel. This surge posed heightened risks for the Philippines, given the country's reliance on imported energy. In response to the worsening macroeconomic backdrop, the Bangko Sentral ng Pilipinas (BSP) adopted a more cautious monetary stance, revising its inflation forecasts upward to reflect the pass-through effects of higher fuel prices. Consequently, the Philippine peso depreciated sharply, closing the month at Php60.748 per US dollar, compared with Php57.665 per US dollar previously. For the month of March, the PSEi closed at 5,948.94 or down by 10.02% month-on-month.

In terms of market activity, Average Daily Value Turnover stood at Php6.47 million, in-line with prior month figure. Meanwhile, foreigners continue to exit the market after registering US\$231 million worth of net selling for this month.

On a per stock basis, the top three index gainers for the month include: SMC (+5.59%), ACEN (+4.98%) and DMCI (+3.42%). Meanwhile, the bottom three performers were: ALI (-22.78%), GTCAP (-22.39%) and URC (-18.38%).

Fund Performance. The fund returned -9.28%, below its benchmark by 47 basis points.

Fund Strategy. The Fund will remain defensive given heightened volatility from geopolitical tensions. The Fund's preference is for companies with leading market capitalization, clear earnings growth drivers, dividend-paying and high-yielding.

LIST OF PROSPECTIVE INVESTMENTS

The following are among the Fund's approved investment outlets, wherein the Trustee intends to invest depending on strategy, availability, or other market-driven circumstances:

- (a) Shares of stock of selected corporations which are already listed or being offered publicly, either through initial public offering or through the secondary market, in the Philippine Stock Exchange;
- (b) Primarily short-term tradable fixed income instruments issued or guaranteed by the Philippine government or the BSP; tradable fixed income instruments issued by financial institutions or private corporations; exchange-listed securities; marketable instruments that are traded in an organized exchange; loans traded in an organized market; and such other tradable investment outlets/ categories as the BSP may allow. Provided, that, a financial instrument is regarded as tradable if quoted two-way prices are readily available and regularly available from an exchange, dealer, broker, industry group, pricing service or regulatory agency, and those prices represent actual and regularly occurring market transactions on an arm's length basis;
- (c) Primarily short-term tradable fixed income securities issued, underwritten, or otherwise dealt by BPI and/or any of its subsidiaries, affiliates, their successors-in-interest or assignees, their directors, officers, stockholders, and related interest, and any of their trust and fund managed accounts, under such terms and conditions as the Trustee may deem to be in the best interest of the Fund or any such instrument as may be allowed under BSP regulations. Investment with related interests shall be in accordance with Section 414-Q of the MORNBFI;
- (d) Money market instruments;
- (e) Deposit products;
- (f) Such other investments suitable to the nature, classification, and strategy of the Fund, as allowed by prevailing regulations.

IMPORTANT NOTICES

BPI Wealth is a subsidiary of the Bank of the Philippine Islands. For inquiries and comments, please send us a message through bpiwealth@bpi.com.ph or by visiting www.bpi.com.ph/contactus. You may also call our 24-hour BPI Contact Center at (+632) 889 10000.

BPI Wealth as Trustee/Investment Manager is regulated by the Bangko Sentral ng Pilipinas. <https://www.bsp.gov.ph>

Qualified Participants

Participation in the Fund shall be open to all persons with legal capacity to enter into contracts. Acceptance of Participants shall be subject to the rules or procedures established by the Trustee which it deems advantageous or to the best interest of the Fund.