

Key Information Investment Disclosure Statement

February 27, 2026

Grow your wealth globally through Catholic responsible investments



INVESTMENT OBJECTIVE AND SUMMARY

The Fund, operating as a Feeder Fund, intends to achieve long-term capital growth by investing in a Target Fund that invests in stocks based on Catholic ethical, environmental, social, and governance metrics. The Fund will use the MSCI All Country World Index Net Total Return USD Index (Php) as its benchmark.

FUND FACTS

Classification	Equity Feeder Fund
Total Fund NAV (Mn)	PHP 506.51
Dealing Day	Daily up to 2:00PM
Redemption Settlement	Day 8 End-of-Day
Min. Holding Period / Early Redemption Charge	None
NAVPU	PHP 240.64
Launch Date	May 22, 2017
Minimum Investment	PHP 50,000
Additional Investment	PHP 10,000

FEES

Trustee Fees	Monthly rate: 0.0960% ¹ Annual fee: 1.25% p.a.	BPI Wealth
Custodianship and Accounting Fee	0.0012% ²	DB AG Manila Branch
External Audit Fee	0.0000% ³	Isla Lipana
Other Fees	0.0096% ⁴	Index Licensing Fee

¹ Monthly Rate: Billings received for February 2026 divided by the average daily NAV for the same month valued at PHP 507.29Mn

² Monthly Rate: Billings received for January 2026 divided by the average daily NAV for the same month valued at PHP 533.29Mn

³ Billing is received at the last quarter of the year

⁴ Billings received in June 2025

CLIENT SUITABILITY

A client profiling process should be performed prior to participating in the Fund to guide the prospective investor if it is suited to his/her investment objective and risk tolerance before deciding to invest. Clients are advised to read the Declaration of Trust/Plan Rules of the Fund, which may be obtained from our website.

This Fund is for investors who:

- Are at least classified as aggressive based on their risk profile
- Have an investment horizon of at least five (5) years.

KEY RISKS AND RISK MANAGEMENT

Market/Price Risk: Investors are exposed to adverse changes in the prices of global equities due to adverse market conditions, unfavorable company earnings and valuations, and negative developments in the political and economic conditions of the focus countries of the securities of the target fund.

Liquidity Risk: Investors are exposed to the risk of loss due to the target fund's inability to convert security holdings to cash immediately or in instances where conversion to cash is possible but at a highly disadvantageous price due to limited participants in the market, low trading volumes, market disruptions, among others.

Country Risk: Investors are exposed to the risk of loss arising from negative developments in the political, economic and social conditions of countries, which may adversely affect the value of the feeder fund.

FX Risk: The value of investments may be affected by fluctuations in the exchange rates of securities in a different currency other than the base currency of the Fund and its Target Fund. The Target Fund may avail of derivative instruments to hedge its foreign currency positions. Investors should note that the Fund is denominated in Philippine Peso and invests in a US dollar denominated share class of the Target Fund. The foreign currency position of the Fund (i.e. PHP vs USD) will not be hedged.

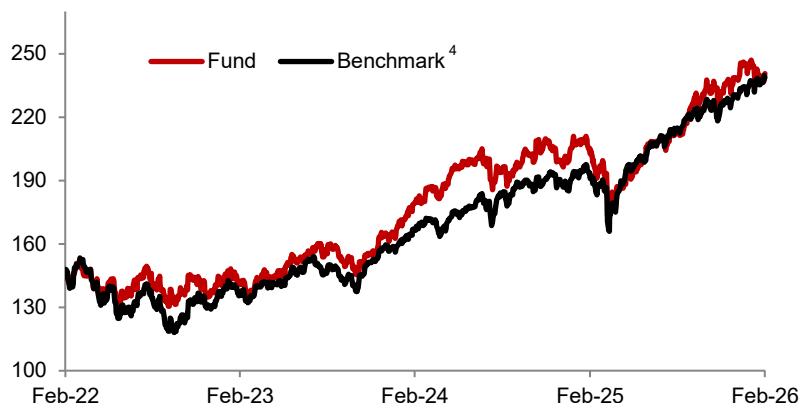
The Fund's investment outlets undergo proper screening and evaluation in accordance with the Trustee's accreditation process. The Fund may also use financial derivatives to hedge the portfolio against market and credit risks.

• THE UNIT INVESTMENT TRUST FUND (UITF) IS NOT A DEPOSIT AND IS NOT INSURED BY THE PHILIPPINE DEPOSIT INSURANCE CORP. (PDIC).
 • RETURNS CANNOT BE GUARANTEED AND HISTORICAL NAVPU IS FOR ILLUSTRATION OF NAVPU MOVEMENTS/FLUCTUATIONS ONLY.
 • WHEN REDEEMING, THE PROCEEDS MAY BE WORTH LESS THAN THE ORIGINAL INVESTMENT AND ANY LOSSES SHALL BE SOLELY FOR THE ACCOUNT OF THE CLIENT.
 • THE TRUSTEE IS NOT LIABLE FOR ANY LOSS UNLESS UPON WILLFUL DEFAULT, BAD FAITH OR GROSS NEGLIGENCE.
 • THIS PRODUCT CANNOT BE SOLD TO YOU UNLESS ITS BENEFITS AND RISKS HAVE BEEN THOROUGHLY EXPLAINED. IF YOU DO NOT FULLY UNDERSTAND THIS PRODUCT, DO NOT PURCHASE OR INVEST IN IT.

FUND PERFORMANCE AND STATISTICS

(Purely for reference purposes and is not a guarantee of future results)

NAVPU GRAPH



NAVPU OVER THE PAST 12 MONTHS

Highest	247.04
Lowest	172.88

STATISTICS

Portfolio Beta	0.54
Volatility, Past 1 Year (%) ⁷	15.97
Current Number of Holdings	2

⁵ Effective January 2, 2025, the Fund's benchmark changed from MSCI All Country World Index (Php) to MSCI All Country World Index Net Total Return USD Index (Php) to ensure alignment with BSP Circular No. 1178, Guidelines on the Use of Benchmarks for UITFs.

⁶ Since Inception.

⁷ Measures the degree to which the Fund fluctuates vis-à-vis its average return over a period of time

	CUMULATIVE						ANNUALIZED				CALENDAR YEAR					
	1M	3M	6M	1Y	3Y	S.I. ⁶	1Y	3Y	5Y	S.I. ⁶	YTD	2025	2024	2023	2022	2021
Fund (Net%)	-2.37	3.84	13.24	17.91	69.99	140.64	17.91	19.35	13.04	10.52	0.92	19.76	21.06	19.94	-12.32	23.74
Benchmark	-0.77	3.62	12.67	23.48	77.86	169.08	23.48	21.16	14.16	11.94	1.69	23.57	22.38	18.87	-12.03	24.67

⁴ BENCHMARK INFORMATION

Name: MSCI All Country World Index Net Total Return USD Index (Php)

Description and Key Characteristics: The MSCI ACWI Index, MSCI's flagship global equity index, is designed to represent performance for the full opportunity set of large and mid-cap stocks across 23 developed and 24 Emerging Markets. With 2,757 constituents, the index covers approximately 85% of the global investable equity opportunity set.

The index is based on the MSCI Global Investable Market Indexes (GIMI) Methodology—a comprehensive and consistent approach to index construction that allows for meaningful global views and cross regional comparisons across all market capitalization size, sector and style segments and combinations. This methodology aims to provide exhaustive coverage of the relevant investment opportunity set with a strong emphasis on index liquidity, investability and replicability.

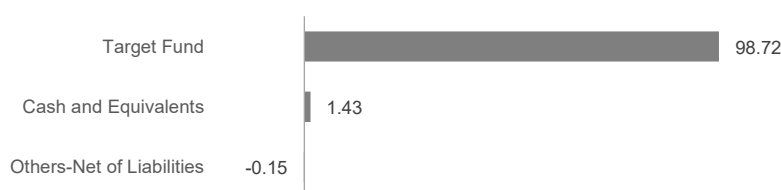
The MSCI Total Return Indices measure the market performance, including price performance and income from regular cash distributions (cash dividend payments or capital repayments). MSCI's Daily Total Return (DTR) methodology reinvests regular cash distributions in indices on the ex-date of such distributions.

Relation to the Fund's Objective or Investment Strategy: The Fund operates as a Feeder Fund. The Target Fund is actively managed and will refer to MSCI All Country World Index (PHP) when constructing the portfolio and managing its risk to ensure that the Fund remains aligned with its investment objectives. When selecting investments, the Target Trustee has discretion and is not restricted to the components or weighting of the Index. The Target Fund may invest in securities not included in the Index to take advantage of investment opportunities, subject to the asset class, regional, industry, sector and/or strategy requirements of its investment objectives. Investors may use the Index to measure the performance of the Fund.

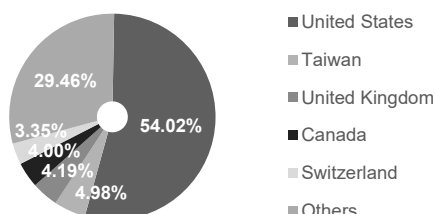
Information about the benchmark may be accessed through MSCI <https://www.msci.com/>. Alternatively, participants may request information from BPI Wealth at bpiwealth@bpi.com.ph.

PORTFOLIO COMPOSITION

ALLOCATION (%)



REGIONAL BREAKDOWN (%)



TOP TEN HOLDINGS*

Name	% of Target Fund
Alphabet Inc. Class A	4.61
Apple Inc.	3.92
Taiwan Semiconductor Manufacturing Co., Ltd.	2.67
NVIDIA Corporation	2.14
Microsoft Corporation	2.12
Lam Research Corporation	2.03
Meta Platforms Inc. Class A	1.69
Amazon.com, Inc.	1.26
Galderma Group AG	1.20
The Cigna Group	1.13

TARGET FUND INFORMATION

Name of Target Fund:	CBIS World Equity Fund	Fund Manager:	Christian Brothers Investment Services, Inc
Fund Structure:	UCITS (Dublin, Ireland)	Trustee and Custodian:	BNY Mellon Trust Company (Ireland), Limited
Fund Currency:	USD	Regulator:	Central Bank of Ireland
Inception Date:	February 2015	Total Expense Ratio:	1.30%

The Fund Performance Report and relevant information about the CBIS World Equity Fund can be viewed and downloaded through www.cbisonline.com.

RELATED PARTY TRANSACTIONS*

The Fund has no transactions and outstanding investments with entities related to BPI Wealth – A Trust Corporation (BPI Wealth).

*Related party in accordance with BPI Wealth's internal policy.

OUTLOOK AND STRATEGY

Market Review. Global equities were mixed in February. The MSCI ACWI rose by just under 1% while the Nasdaq 100 fell -3.9% and the S&P 500 dipped by -1.4%. The relatively muted range of the S&P 500 for most of the month gave way to heightened volatility as the month closed following a breakout of tensions in the Middle East. February closed with mixed sector dynamics. Utilities led sector returns with a 10.4% monthly gain followed by Energy up 9.5% and Materials up 8.4%. As risk premia rose, Consumer Staples fared well too, rising 7.8% for the month and Health Care followed suit, up 3.5%. The worst performing sector was Financials, which tumbled -3.8% and Technology also struggled, down -3.6% for the month. The U.S.-Iran conflict muddled the Federal Reserve's interest-rate path, with rising oil prices and inflation uncertainty prompting policymakers to reconsider the pace and direction of future rate moves. Some officials suggest that rate cuts may be delayed or even reversed if inflationary pressures persist. Corporate earnings growth remains uneven in early 2026, with technology and communication services continuing to drive a disproportionate share of overall gains, while many smaller companies are exhibiting more modest momentum. That said, broader forecasts still indicate positive earnings growth across all sectors for the full year. In February, the EURO STOXX 50 index reached a 52-week high of 6,173 near the end of the month. After a strong February, concerns in the Middle East also weighed on European share price by month-end. Asia-Pacific equities generally rose throughout February, extending a strong start to the year driven by sustained investor appetite, particularly in technology, semiconductors, and AI-linked stocks. The Nikkei 225 trended higher most of the month, hitting multi-year record levels while South Korea's KOSPI had an extremely strong February, breaking above 6,000.

Fund Performance. The fund returned -2.37% in February, below the benchmark by 160 bps.

Fund Strategy. The fund manager will continue to invest in equities of medium to large capitalization companies while integrating Catholic social teachings into the investment process.

LIST OF PROSPECTIVE INVESTMENTS

The following are among the Fund's approved investment outlets, wherein the Trustee intends to invest depending on strategy, availability, or other market-driven circumstances:

(a) Primarily in a single collective investment scheme ("CIS") whose investment objective is to provide investment results in excess of the return of the MSCI All Country World Index Net Total Return USD Index (Php); provided further that such CIS is approved or registered and supervised by a regulatory authority that is a member of the International Organization of Securities Commissions (IOSCO) and managed by reputable fund manager/s; provided further that the investment in the said collective investment scheme should at least be ninety percent (90%) of the total assets of the Fund. The Target Fund must be recognized as a collective investment scheme in its home jurisdiction by a regulatory authority or any regulatory authority acceptable to the BSP to supervise this CIS;

(b) Short-term tradable fixed income instruments issued or guaranteed by the Philippine government or the BSP; tradable securities issued by the government of a foreign country, any political subdivision/agency of a foreign country or any supranational entity; tradable fixed income instruments issued by foreign or local financial institutions or private corporations; exchange-listed securities; marketable instruments that are traded in an organized exchange; loans traded in an organized market; and, such other tradable investments outlets/ categories as the BSP may allow. Provided, that, a financial instrument is regarded as tradable if two-way prices are quoted, readily available or regularly available from an exchange, dealer, broker, industry group, pricing service or regulatory agency, and those prices represent actual and regularly occurring market transactions on an arm's length basis;

(c) Short-term tradable fixed income instruments issued, underwritten, or otherwise dealt by BPI and/or any of its subsidiaries, affiliates, their successors-in-interest or assignees, their directors, officers, stockholders, and related interest, and any of their trust and fund managed accounts, under such terms and conditions as the Trustee may deem to be in the best interest of the Fund; and, any such other instruments as may be allowed under BSP regulations. Investment with related interests shall be in accordance with Section 414-Q of the MORNBF1;

(d) The principal investments of the Fund will be denominated in but not limited to, the U.S. Dollar. The target fund invests in securities denominated in other currencies;

(e) Money market instruments;

(f) Deposit products;

(g) Such other investments suitable to the nature, classification, and strategy of the Fund, as allowed by prevailing regulations.

IMPORTANT NOTICES

BPI Wealth is a subsidiary of the Bank of the Philippine Islands. For inquiries and comments, please send us a message through bpiwealth@bpi.com.ph or by visiting www.bpi.com.ph/contactus. You may also call our 24-hour BPI Contact Center at (+632) 889 10000.

BPI Wealth as Trustee/Investment Manager is regulated by the Bangko Sentral ng Pilipinas. <https://www.bsp.gov.ph>

Qualified Participants

Participation in the Fund shall be open to Participants with legal capacity to contract and who are not considered US persons under the US securities and tax laws, subject to the other conditions, rules or provisions stated in the Plan Rules and those established by the Trustee. No beneficial owner shall hold more than 10% of the Fund. Any investor who owns more than 10% shall be asked to redeem the amount (or its equivalent number of units) in excess of 10% within thirty (30) calendar days.