

Key Information Investment Disclosure Statement

May 29, 2026

Balance growth and stability with a smart blend of local bonds and equities



INVESTMENT OBJECTIVE AND SUMMARY

This Fund seeks to achieve long term capital growth derived from a diversified portfolio of equity and fixed income securities. The Fund aims to provide excess return over the composite benchmark, 50% Philippine Stock Exchange Index and 50% BPI Philippine Government Bond 1-5 Year Index.

FUND FACTS

Classification	Multi-Asset Fund
Total Fund NAV	PHP 4,610.61
Dealing Day	Daily up to 2:00PM
Redemption Settlement	Day 3 End-of-Day
Min. Holding Period / Early Redemption Charge	None
NAVPU	PHP 172.76
Launch Date	April 4, 2005
Minimum Investment	PHP 10,000
Additional Investment	PHP 1,000

FEES

Trustee Fees	Monthly rate: 0.1273% ¹ Annual fee: 1.50% p.a.	BPI Wealth
Custodianship and Accounting Fee	0.0019% ²	DB AG Manila
External Audit Fee	0.0000% ³	Isla Lipana
Other Fees	0.0000%	None

¹ Monthly Rate: Billings received for May 2026 divided by the average daily NAV for the same month valued at Php 4,699.47Mn
² Monthly Rate: Billings received for April 2026 divided by the average daily NAV for the same month valued at Php 4,756.20Mn
³ Billing is received at the last quarter of the year

CLIENT SUITABILITY

A client profiling process should be performed prior to participating in the Fund to guide the prospective investor if it is suited to his/her investment objective and risk tolerance before deciding to invest. Clients are advised to read the Declaration of Trust/Plan Rules of the Fund, which may be obtained from our website.

- This Fund is for investors who:
- Are at least classified as aggressive based on their risk profile
 - Have an investment horizon of at least five (5) years

KEY RISKS AND RISK MANAGEMENT

Interest Rate Risk: Investors are exposed to adverse changes in the prices of domestic fixed income securities due to a rise in interest rates, which generally causes fixed income security prices to decline. Factors/ events that may lead to a rise interest rates include adverse market conditions, issuer-specific factors/ events and/ or negative developments in domestic political and economic conditions.

Equity Price Risk: Investors are exposed to adverse changes in the prices of stocks listed in the Philippine Stock Exchange, which may be brought about by adverse stock market conditions, unfavorable company earnings and valuations and/ or negative developments in domestic and global political and economic conditions.

Liquidity Risk: Investors are exposed to the risk of loss due to the fund's inability to convert fixed income and equity security holdings to cash immediately or in instances where conversion to cash is possible but at a highly disadvantageous price due to limited buyers/ sellers in the market, low trading volumes or market disruptions, among other reasons/ factors.

Related Party Risk: Investors are exposed to actual or potential conflicts of interest in the handling of related party transactions by the Trustee, specifically, time deposit placements with the Trustee's own bank and/ or its subsidiary, purchase of debt and equity securities issued by related parties, as well as the execution of trade transactions with related counterparties.

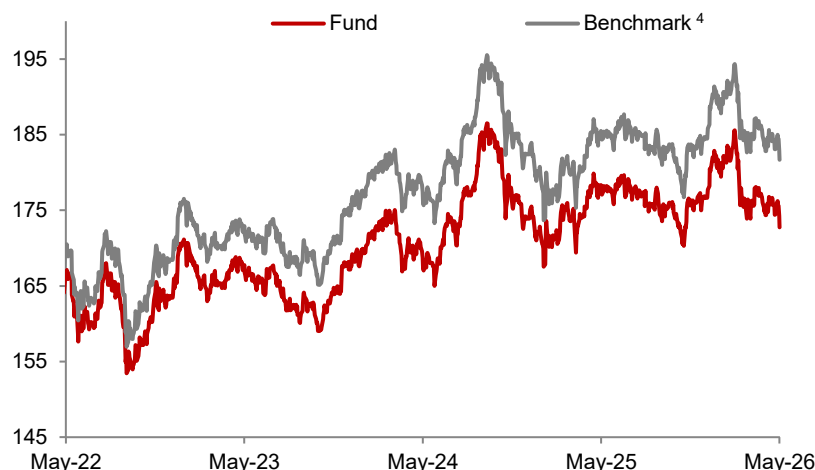
Credit/Default Risk: Investors are exposed to the risk of loss due to the failure of the borrower/ debt issuer to make timely interest and/ or principal payments on its deposit liabilities, loans, bonds or other debt instruments due to a deterioration in the borrower's/ issuer's financial condition or external factors and events that may affect its ability to repay financial obligations such as negative developments in domestic political and economic conditions.

In accordance with the provisions in the Declaration of Trust, the Fund employs a risk management policy based on duration. The Fund may also use financial derivatives to hedge the portfolio against market and credit risks.

• THE UNIT INVESTMENT TRUST FUND (UITF) IS NOT A DEPOSIT AND IS NOT INSURED BY THE PHILIPPINE DEPOSIT INSURANCE CORP. (PDIC).
 • RETURNS CANNOT BE GUARANTEED AND HISTORICAL NAVPU IS FOR ILLUSTRATION OF NAVPU MOVEMENTS/FLUCTUATIONS ONLY.
 • WHEN REDEEMING, THE PROCEEDS MAY BE WORTH LESS THAN THE ORIGINAL INVESTMENT AND ANY LOSSES SHALL BE SOLELY FOR THE ACCOUNT OF THE CLIENT.
 • THE TRUSTEE IS NOT LIABLE FOR ANY LOSS UNLESS UPON WILLFUL DEFAULT, BAD FAITH OR GROSS NEGLIGENCE.
 • THIS PRODUCT CANNOT BE SOLD TO YOU UNLESS ITS BENEFITS AND RISKS HAVE BEEN THOROUGHLY EXPLAINED. IF YOU DO NOT FULLY UNDERSTAND THIS PRODUCT, DO NOT PURCHASE OR INVEST IN IT.

FUND PERFORMANCE AND STATISTICS

(Purely for reference purposes and is not a guarantee of future results)



NAVPU OVER THE PAST 12 MONTHS

Highest	185.57
Lowest	169.40

STATISTICS

Portfolio Beta	1.00
Volatility, Past 1 Year (%) ⁷	8.29
Sharpe Ratio ⁸	-0.77
Information Ratio ⁹	-1.02
Current Number of Holdings	50

⁶ Since Inception.

⁷ Measures the degree to which the Fund fluctuates vis-à-vis its average return over a period of time.

⁸ Used to characterize how well the return of a Fund compensates the investor for the level of risk taken. The higher the number, the better.

⁹ Measures reward-to-risk efficiency of the portfolio relative to the benchmark. The higher the number, the higher the reward per unit of risk.

4 BENCHMARK INFORMATION

Name	Description and Key Characteristics
PSEi Total Return Index (PSEi TRI)	The Philippine Stock Exchange Index or PSEi is the main index of the Philippine Stock Exchange. The PSEi is a free float-adjusted market capitalization-weighted index of the 30 largest and most active common stock. The PSEi Total Return Index (PSEi TRI) covers both price performance and income from dividend payments by reinvesting cash dividends back to the PSEi according to each constituent's respective market capitalization weightings.
BPI Philippine Government Bond 1-5 Year Index	The BPI Philippine Government Bond Index (the BPI Index) is sponsored by the Bank of the Philippine Islands (the Sponsor). The BPI Index is intended to reflect the performance of Philippine Government, fixed-rate straight bonds denominated in Philippine Peso. It is intended to be a template for passive, diversified fixed income investment portfolios where securities are held in proportion to the market value (Market Capitalization) of the issued securities. It aims to provide accurate and objective benchmarks by which to assess the performance of the Philippine Government bond market. The BPI Index comprises of the BPI Philippine Government Bond Index as the primary index and five other indices, each with constituents covering more specific asset segments.

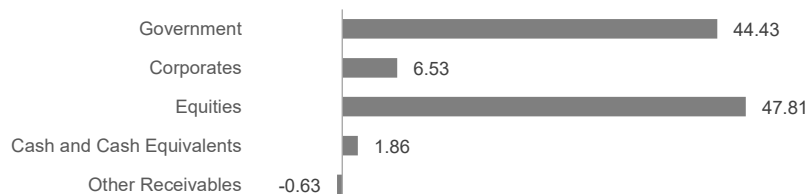
Details about the equity benchmark component can be accessed through the Philippine Stock Exchange website at <https://www.pse.com.ph>. For information regarding the fixed income benchmark component, participants may contact the calculating agent, BPI Investments Inc, via email at bpi_investment@bpi.com.ph. Alternatively, inquiries may also be directed to BPI Wealth at bpiwealth@bpi.com.ph.

⁵ Effective January 2, 2025, the Fund's benchmark changed from 50% Philippine Stock Exchange Index (PSEi) + 50% return of the BPI Philippine Government Bond 1-5 Year Index, net of tax to 50% PSEi Total Return Index (PSEi TRI) + 50% return of the BPI Philippine Government Bond 1-5 Year Index, net of tax to ensure alignment with BSP Circular No. 1178, Guidelines on the Use of Benchmarks for UITFs.

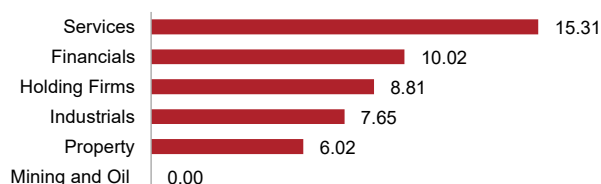
	CUMULATIVE						ANNUALIZED				CALENDAR YEAR					
	1M	3M	6M	1Y	3Y	S.I. ⁶	1Y	3Y	5Y	S.I. ⁶	YTD	2025	2024	2023	2022	2021
Fund (Net%)	-0.91	-6.72	-2.00	-2.44	3.85	151.77	-2.44	1.27	0.95	4.46	-2.20	1.59	4.02	2.27	-4.17	-0.40
Benchmark	-0.63	-6.43	-1.12	-1.46	3.94	153.29	-1.46	1.30	0.90	4.49	-1.53	1.14	3.17	2.08	-4.32	0.79

PORTFOLIO COMPOSITION

ALLOCATION (%)



SECTOR HOLDINGS (EQUITY PORTION)



TOP TEN HOLDINGS

Name	Maturity	% of Fund
Int'l Container Terminal Services, Inc.		11.59
Retail Treasury Bond	02/28/2029	11.01
Fixed Rate Treasury Note	01/18/2031	6.04
Fixed Rate Treasury Note	10/13/2029	5.31
Retail Treasury Bond	08/20/2030	5.13
SM Investments Corporation		4.81
BDO Unibank, Inc.		3.75
Bank of the Philippine Islands		3.60
Fixed Rate Treasury Note	08/12/2028	3.59
Manila Electric Company		3.19

RELATED PARTY TRANSACTIONS*

The Fund has transactions and outstanding investments including deposit, investments in the share/s of stock, and/or debt issuances of the following companies related to the BPI Wealth - A Trust Corporation ("BPI Wealth"):

ACEN Corporation — Php 24.91 Mn
 Ayala Corporation — Php 79.89 Mn
 Ayala Land, Inc. — Php 58.39 Mn
 Bank of the Philippine Islands — Php 166.21 Mn
 Globe Telecom, Inc. — Php 61.35 Mn

Investments in the said outlets were approved by the BPI Wealth's Board of Directors. Likewise, all related party transactions are conducted on an arm's length and best execution basis and within established limits.

*Related party in accordance with BPI Wealth's internal policy.

OUTLOOK AND STRATEGY

Market Review. Philippine government bond prices declined in May as yields rose sharply following a significant upside surprise in inflation. Headline inflation accelerated from 4.1% in March to 7.2% in April, well above market expectations of 5.5%. The increase was largely driven by higher fuel prices, elevated electricity rates, and faster rice inflation, indicating a broadening of price pressures. Bond yields increased by an average of 61 basis points during the month. The 5-year benchmark yield rose from 6.87% to a high of 7.48% before closing at 7.34%. Investor sentiment remained cautious, with foreign investors posting net outflows of Php12 billion, bringing year-to-date outflows to Php251 billion. Towards the latter part of the month, sentiment slightly improved amid positive developments in US-Iran negotiations, which helped ease concerns over global oil prices. Oil prices declined to below \$100 per barrel, providing some relief to inflation expectations. During the month, the Bureau of the Treasury raised Php89 billion through its regular bond auctions, below its Php140 billion target, as the government opted to accept fewer bids in light of rising yields.

The Philippine Stock Exchange Index (PSEi) declined for a third consecutive month, reflecting mounting macroeconomic pressures stemming from geopolitical tensions in the Middle East. Escalating conflict involving the United States, Israel, and Iran has driven global oil prices higher, which in turn has begun to weigh on domestic economic indicators. Inflation accelerated sharply in April, with headline CPI rising to 7.2% year-on-year, driven primarily by elevated fuel costs—gasoline surged by 59.6% and diesel by 122.7%. This inflationary spike has reinforced expectations that the Bangko Sentral ng Pilipinas (BSP) will continue its monetary tightening cycle to contain price pressures. Economic growth also showed signs of weakness with 1Q2026 GDP expanding by just 2.8%, marking the slowest pace since the pandemic and intensifying concerns around stagflation—a combination of slowing growth and high inflation. Meanwhile, the Philippine peso depreciated further, reaching a record low of ₱61.567 per US dollar, adding to inflationary risks. Market sentiment was further dampened by the MSCI index rebalancing, which saw Jollibee Foods Corporation (JFC) downgraded from the Standard Index to the Small Cap Index. This triggered significant foreign selling toward month-end, amplifying downward pressure on the broader market. As a result, the PSEi closed the month down 1.1% at 5,768.76. Despite the decline in index performance, market activity improved, with average daily value turnover increasing by 3.22% to Php6.25 billion, largely driven by MSCI-related flows. However, foreign investors remained net sellers, recording US\$149 million in net outflows for May. On a stock-specific basis, top gainers for the month include: ACEN (+16.20%), AEV (+9.28%), ICT (+5.99%). Meanwhile top laggards are as follows : PLUS (-22.68%), JFC (-20.19%), CNVRG (-13.39%)

Fund Performance. The fund returned -0.91% in May, underperforming the benchmark by 28 basis points. Year-to-date, the Fund registered a loss of -2.20%, underperforming the benchmark by 67 basis points.

Fund Strategy. The Fund will remain defensive given heightened volatility from geopolitical tensions. The Fund's preference is for companies with leading market capitalization, clear earnings growth drivers, dividend-paying and high-yielding. For the fixed income portion of the fund, the Fund looks to maintain a nimble portfolio position to take advantage of any opportunities as interest rates are expected to trend higher over the coming months. Local inflation has exceeded the BSP's target in March and may remain elevated due to higher oil prices and their indirect impact on other goods and services. This environment may prompt further policy rate hikes from the BSP.

Market volatility may persist in the near term, driven largely by global developments, and the Fund will be actively managed to navigate these conditions. Investors should note that bond funds may experience short-term price fluctuations, and returns are generally realized over a medium- to long-term investment horizon.

LIST OF PROSPECTIVE INVESTMENTS

The following are among the Fund's approved investment outlets, wherein the Trustee intends to invest depending on strategy, availability, or other market-driven circumstances:

- (a) Shares of stocks of selected corporations, including Real Estate Investment Trusts (REITs), which are already listed or being offered publicly, either through initial public offering or through the secondary market, in the Philippine Stock Exchange;
- (b) Intermediate-term to long-term tradable fixed income instruments issued or guaranteed by the Philippine government or the BSP; tradable fixed income instruments issued by financial institutions or private corporations; exchange-listed securities; marketable instruments that are traded in an organized exchange; loans traded in an organized market; and, such other tradable investments outlets/ categories as the BSP may allow. Provided, that, a financial instrument is regarded as tradable if two-way prices are quoted are readily available and regularly available from an exchange, dealer, broker, industry group, pricing service or regulatory agency, and those prices represent actual and regularly occurring market transactions on an arm's length basis;
- (c) Intermediate-term to long-term tradable fixed income instruments issued, underwritten, or otherwise dealt by BPI and/or any of its subsidiaries, affiliates, their successors-in-interest or assignees, their directors, officers, stockholders, and related interest, and any of their trust and fund managed accounts, under such terms and conditions as the Trustee may deem to be in the best interest of the Fund; and, any such other instruments as may be allowed under BSP regulations. Investment with related interests shall be in accordance with Section 414-Q of the MORNBF1;
- (d) Money market instruments;
- (e) Deposit products;
- (f) Such other investments suitable to the nature, classification, and strategy of the Fund, as allowed by prevailing regulations.

IMPORTANT NOTICES

BPI Wealth is a subsidiary of the Bank of the Philippine Islands. For inquiries and comments, please send us a message through bpiwealth@bpi.com.ph or by visiting www.bpi.com.ph/contactus. You may also call our 24-hour BPI Contact Center at (+632) 889 10000.

BPI Wealth as Trustee/Investment Manager is regulated by the Bangko Sentral ng Pilipinas. <https://www.bsp.gov.ph>

Qualified Participants

Participation in the Fund shall be open to all persons with legal capacity to enter into contracts. Acceptance of Participants shall be subject to the rules or procedures established by the Trustee which it deems advantageous or to the best interest of the Fund.