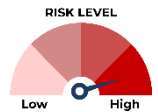


Key Information Investment Disclosure Statement**November 28, 2025**

Capture innovation-led growth through global tech leaders and emerging game-changers

**INVESTMENT OBJECTIVE AND SUMMARY**

The Fund, operating as a Feeder Fund, intends to achieve long term capital growth by investing in a Target Fund that invests in stocks in the technology sector. The Fund aims to provide excess return over the MSCI AC World Information Technology 10/40 Index.

FUND FACTS

Classification	Equity Feeder Fund
Total Fund NAV	USD 34.31
Dealing Day	Daily up to 2:00PM
Redemption Settlement	T+5 End-of-Day
Min. Holding Period / Early Redemption Charge	None
NAVPU	USD 135.57
Launch Date	February 1, 2021
Minimum Investment	USD 100
Additional Investment	No minimum

FEES

Trustee Fees	Monthly rate: 0.1240% ¹ Annual fee: 1.50% p.a.	BPI Wealth
Custodianship and Accounting Fee	0.0012% ²	DB AG Manila
External Audit Fee	0.0026% ³	Isla Lipana
Other Fees	0.0186% ⁴	Index Licensing Fee

¹ Monthly Rate: Billings received for November 2025 divided by the average daily NAV for the same month valued at USD 35.14 Mn.

² Monthly Rate: Billings received for October 2025 divided by the average daily NAV for the same month valued at USD 37.07 Mn.

³ Billing is received at the last quarter of the year.

⁴ Based on latest billing received from provider/s.

CLIENT SUITABILITY

A client profiling process should be performed prior to participating in the Fund to guide the prospective investor if it is suited to his/her investment objective and risk tolerance before deciding to invest. Clients are advised to read the Declaration of Trust/Plan Rules of the Fund, which may be obtained from our website.

This Fund is for investors who:

- Are at least classified as aggressive based on their risk profile
- Have an investment horizon of at least five (5) years.

KEY RISKS AND RISK MANAGEMENT

Market/Price Risk: Investors are exposed to adverse changes in the prices of global equities in the technology sector due to adverse market conditions, unfavorable company earnings and valuations, and negative developments in the political and economic conditions of the focus countries of the securities of the target fund.

Liquidity Risk: Investors are exposed to the risk of loss due to the target fund's inability to convert security holdings to cash immediately or in instances where conversion to cash is possible but at a highly disadvantageous price due to limited participants in the market, low trading volumes, market disruptions, among others.

Country Risk: Investors are exposed to the risk of loss arising from negative developments in the political, economic and social conditions of countries, primarily the US, which may adversely affect the value of the feeder fund.

FX Risk: Investors are exposed to the risk of loss from a decline in the market value of the target fund when the market value of foreign currency denominated securities held by the target fund are translated to USD.

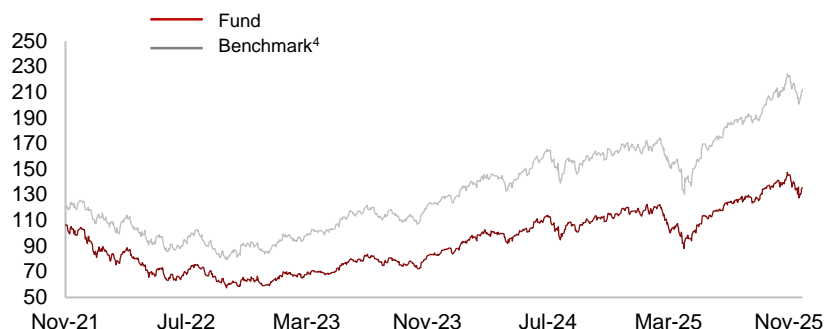
The Fund's investment outlets undergo proper screening and evaluation in accordance with the Trustee's accreditation process. The Fund may also use financial derivatives to hedge the portfolio against market and credit risks.

• THE UNIT INVESTMENT TRUST FUND (UITF) IS NOT A DEPOSIT AND IS NOT INSURED BY THE PHILIPPINE DEPOSIT INSURANCE CORP. (PDIC).
• RETURNS CANNOT BE GUARANTEED AND HISTORICAL NAVPU IS FOR ILLUSTRATION OF NAVPU MOVEMENTS/FLUCTUATIONS ONLY.
• WHEN REDEEMING, THE PROCEEDS MAY BE WORTH LESS THAN THE ORIGINAL INVESTMENT AND ANY LOSSES SHALL BE SOLELY FOR THE ACCOUNT OF THE CLIENT.
• THE TRUSTEE IS NOT LIABLE FOR ANY LOSS UNLESS UPON WILLFUL DEFAULT, BAD FAITH OR GROSS NEGLIGENCE.
• THIS PRODUCT CANNOT BE SOLD TO YOU UNLESS ITS BENEFITS AND RISKS HAVE BEEN THOROUGHLY EXPLAINED. IF YOU DO NOT FULLY UNDERSTAND THIS PRODUCT, DO NOT PURCHASE OR INVEST IN IT.

FUND PERFORMANCE AND STATISTICS

(Purely for reference purposes and is not a guarantee of future results)

NAVPU GRAPH



NAVPU OVER THE PAST 12 MONTHS

Highest	147.50
Lowest	88.08

STATISTICS

Volatility, Past 1 Year (%) ⁷	27.56
Sharpe Ratio ⁸	0.52
Information Ratio ⁹	-0.48

⁵ Effective April 16, 2024, the Fund's benchmark changed from MSCI All Countries World Information Technology Index to MSCI All Countries World Information Technology 10/40 Index to align with the Target Fund and to ensure an accurate representation of the Target Fund's investment universe.

⁶ Since Inception.

⁷ Measures the degree to which the Fund fluctuates vis-à-vis its average return over a period of time

⁸ Used to characterize how well the return of a Fund compensates the investor for the level of risk taken. The higher the number, the better

⁹ Measures reward-to-risk efficiency of the portfolio relative to the benchmark. The higher the number, the higher the rewards per unit of risk.

	CUMULATIVE						ANNUALIZED				CALENDAR YEAR				
	1M	3M	6M	1Y	3Y	S.I. ⁶	1Y	3Y	5Y	S.I. ⁶	YTD	2024	2023	2022	2021
Fund (Net%)	-6.70	6.32	20.06	18.66	116.32	35.57	18.66	29.33	-	6.51	15.64	32.70	48.35	-42.51	3.59
Benchmark	-4.40	12.05	26.41	29.66	137.95	112.21	29.66	33.50	-	16.88	26.51	29.79	50.81	-30.98	24.15

⁴ BENCHMARK INFORMATION

Name: MSCI AC World Information Technology 10/40 Index

Description and Key Characteristics: The MSCI ACWI Information Technology 10/40 Index is a free-float weighted index that includes large and mid cap securities across 23 Developed Markets (DM) countries and 24 Emerging Markets (EM) countries. All securities in the index are classified in the Information Technology sector as per the Global Industry Classification Standard (GICS®).

The index is based on the MSCI Global Investable Market Indexes (GIMI) Methodology —a comprehensive and consistent approach to index construction that allows for meaningful global views and cross regional comparisons across all market capitalization size, sector and style segments and combinations. This methodology aims to provide exhaustive coverage of the relevant investment opportunity set with a strong emphasis on index liquidity, investability and replicability.

The MSCI 10/40 Indexes take into account the investment limits imposed by the Undertakings for Collective Investment in Transferable Securities (UCITS) directive on funds incorporated in member states of the European Union. The directive constrains the weight of any single group entity, at 10% of a fund's total assets and the sum of the weights of all group entities representing more than 5% of the fund at 40% of the fund's total assets. These indices aim to represent the constrained version of the MSCI Equity Indexes, by applying the weight constraints to the nonconstrained, free-float adjusted market capitalization weighted MSCI Equity Indexes.

Relation to the Fund's Objective or Investment Strategy: The Fund operates as a Feeder Fund. The Target Fund is actively managed and will refer to MSCI AC World Information Technology Index when constructing the portfolio and managing its risk to ensure that the Fund remains aligned with its investment objectives. When selecting investments, the Target Trustee has discretion and is not restricted to the components or weighting of the Index. The Target Fund may invest in securities not included in the Index to take advantage of investment opportunities, subject to the asset class, regional, industry, sector and/or strategy requirements of its investment objectives. Investors may use the Index to measure the performance of the Fund.

Information about the benchmark may be accessed through MSCI <https://www.msci.com/>. Alternatively, participants may request information from BPI Wealth at bpiwealth@bpi.com.ph.

PORTFOLIO COMPOSITION

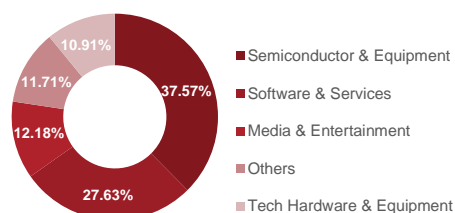
ALLOCATION (%)



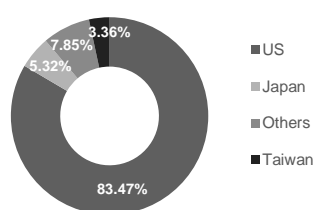
TOP TEN HOLDINGS

Name	% of Target Fund
Broadcom Inc	11.11
NVIDIA Corp	9.12
Microsoft Corp	7.80
Apple Inc	6.18
Meta Platforms Inc A	3.90
Alphabet Inc Class A	3.67
Taiwan Semiconductor Manufacturing	3.36
Snowflake Inc A	3.35
Oracle Corp	2.97
Advantest Corp	2.79

SECTOR BREAKDOWN (%)



REGIONAL BREAKDOWN (%)



TARGET FUND INFORMATION

Name of Target Fund:	BlackRock World Technology Fund	Fund Manager:	BlackRock Inc.
Fund structure:	UCITS (LUX)	Trustee and Custodian:	The Bank of New York Mellon SA
Fund Currency:	US Dollar	Regulator:	Commission de Surveillance du Secteur Financier (CSSF)
Inception Date:	December 30, 2011	Total Expense Ratio:	1.07%

The Fund Performance Report and relevant information about the BlackRock World Technology Fund can be viewed and downloaded through <https://www.blackrock.com/sg/en>.

RELATED PARTY TRANSACTIONS

The Fund has no transactions and outstanding investments with entities related to BPI Wealth - A Trust Corporation. ("BPI Wealth").

Bank of the Philippine Islands – USD 0.08M

**Related party in accordance with BPI Wealth's internal policy.*

OUTLOOK AND STRATEGY

Market Review. Global equities were broadly flat in November, with the MSCI ACWI Total Return Index up just 0.04% in USD terms. U.S. markets showed mixed performance, with the S&P 500 and Dow posting modest gains while the Nasdaq slipped as investors rotated out of mega-cap tech. Sentiment was shaped by expectations of another Federal Reserve rate cut in December following October's 25 bps reduction and the end of quantitative tightening starting December.

In Europe, inflation ticked up slightly to 2.2% year-on-year, keeping the ECB cautious in its policy actions. Equity markets were volatile, with the market expressing AI valuation concerns before share prices stabilized toward month-end. Japan's Nikkei 225 fell 4.1%, posting the first monthly decline in eight months as profit-taking hit semiconductor and AI-linked stocks despite hitting earlier record highs.

Asia ex-Japan underperformed, down about 2.8%, as semiconductor-heavy markets like Korea and Taiwan saw sharp swings. Korea's early gains on chip optimism reversed mid-month, while Taiwan's exports surged 56% year-on-year supported by AI-driven demand. Overall, November marked a consolidation phase, with global markets digesting policy signals and recalibrating after strong prior-month rallies.

The MSCI ACWI Information Technology 10/40 Index returned -4.51% for the month.

Fund Performance. The fund returned -6.70% in November, lagging the benchmark by 230 basis points.

Fund Strategy. Artificial intelligence (AI) is no longer just about the biggest tech companies. Growth is now coming from businesses in data services, AI models, and enterprise software. While stock prices have gone up, these companies still generate strong cash flow and have lasting competitive advantages.

We focus on companies where higher valuations make sense because they have clear earnings potential and long-term growth. We continue to invest in companies with strong technology advantages in AI, cloud computing, and even early quantum computing. AI is boosting productivity, and cloud-based systems are creating new opportunities. Also, quantum technology is getting closer to real-world use. These trends support our belief in long-term growth, even as short-term valuations face scrutiny.

We are selectively adding to companies with proven AI monetization strategies, strong balance sheets, and differentiated technologies, especially companies where valuations remain attractive relative to long-term earnings potential. Conversely, we are trimming positions in areas where multiples have disconnected from fundamentals. Our approach emphasizes valuation discipline, free cash flow durability, and exposure to secular growth drivers, ensuring resilience in an environment of heightened investor sensitivity to price-to-growth metrics.

LIST OF PROSPECTIVE INVESTMENTS

The following are among the Fund's approved investment outlets, wherein the Trustee intends to invest depending on strategy, availability, or other market-driven circumstances:

(a) Primarily in a single collective investment scheme ("CIS") whose investment objective is to provide investment results in excess of the return of the MSCI AC World Information Technology 10/40 Index; provided further that such CIS is approved or registered and supervised by a regulatory authority that is a member of the International Organization of Securities Commissions (IOSCO) and managed by reputable fund manager/s; provided further that the investment in the said collective investment scheme should at least be ninety percent (90%) of the total assets of the Fund. The Target Fund must be recognized as a collective investment scheme in its home jurisdiction by a regulatory authority or any regulatory authority acceptable to the BSP to supervise this CIS;

(b) Short-term tradable fixed-income instruments issued or guaranteed by the Philippine government or the BSP; tradable securities issued by the government of a foreign country, any political subdivision/agency of a foreign country or any supranational entity; tradable fixed income instruments issued by foreign or local financial institutions or private corporations; exchange-listed securities; marketable instruments that are traded in an organized exchange; loans traded in an organized market; and, such other tradable investments outlets/ categories as the BSP may allow. Provided, that, a financial instrument is regarded as tradable if two-way prices are quoted, readily available or regularly available from an exchange, dealer, broker, industry group, pricing service or regulatory agency, and those prices represent actual and regularly occurring market transactions on an arm's length basis.

(c) Short-term tradable fixed-income instruments issued, underwritten, or otherwise dealt by BPI and/or any of its subsidiaries, affiliates, their successors-in-interest or assignees, their directors, officers, stockholders, and related interest, and any of their trust and fund managed accounts, under such terms and conditions as the Trustee may deem to be in the best interest of the Fund; and, any such other instruments as may be allowed under BSP regulations. Investment with related interests shall be in accordance with Section 414-Q of MORNBF1;

(d) The principal investments of the Fund will be denominated in, but not limited to, the U.S. Dollar. The target fund invests in securities denominated in other currencies;

(e) Money market instruments;

(f) Deposit products;

(g) Such other investments suitable to the nature, classification, and strategy of the Fund, as allowed by prevailing regulations

IMPORTANT NOTICES

BPI Wealth is a subsidiary of the Bank of the Philippine Islands. For inquiries and comments, please send us a message through bpiwealth@bpi.com.ph or by visiting www.bpi.com.ph/contactus. You may also call our 24-hour BPI Contact Center at (+632) 889 10000.

BPI Wealth as Trustee/Investment Manager is regulated by the Bangko Sentral ng Pilipinas. <https://www.bsp.gov.ph>

Qualified Participants

Participation in the Fund shall be open to Participants with legal capacity to contract and who are not considered US persons under the US securities and tax laws, subject to the other conditions, rules or provisions stated in the Plan Rules and those established by the Trustee. No beneficial owner shall hold more than 10% of the Fund. Any investor who owns more than 10% shall be asked to redeem the amount (or its equivalent number of units) in excess of 10% within thirty (30) calendar days.