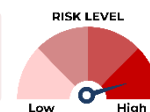


**Key Information Investment Disclosure Statement**

December 29, 2025

Capture innovation-led growth through global tech leaders and emerging game-changers

**INVESTMENT OBJECTIVE AND SUMMARY**

The Fund, operating as a Feeder Fund, intends to achieve long term capital growth by investing in a Target Fund that invests in stocks in the technology sector. The Fund aims to provide excess return over the MSCI AC World Information Technology 10/40 Index.

**FUND FACTS**

Classification	Equity Feeder Fund
Total Fund NAV	USD 34.84
Dealing Day	Daily up to 2:00PM
Redemption Settlement	T+5 End-of-Day
Min. Holding Period / Early Redemption Charge	None
NAVPU	USD 135.57
Launch Date	February 1, 2021
Minimum Investment	USD 100
Additional Investment	No minimum

**FEES**

Trustee Fees	Monthly rate: 0.1275% <sup>1</sup> Annual fee: 1.50% p.a.	BPI Wealth
Custodianship and Accounting Fee	0.0011% <sup>2</sup>	DB AG Manila
External Audit Fee	0.0026% <sup>3</sup>	Isla Lipana
Other Fees	0.0186% <sup>4</sup>	Index Licensing Fee

<sup>1</sup> Monthly Rate: Billings received for December 2025 divided by the average daily NAV for the same month valued at USD 34.57 Mn.

<sup>2</sup> Monthly Rate: Billings received for November 2025 divided by the average daily NAV for the same month valued at USD 35.14 Mn.

<sup>3</sup> Billing is received at the last quarter of the year.

<sup>4</sup> Based on latest billing received from provider/s.

**CLIENT SUITABILITY**

A client profiling process should be performed prior to participating in the Fund to guide the prospective investor if it is suited to his/her investment objective and risk tolerance before deciding to invest. Clients are advised to read the Declaration of Trust/Plan Rules of the Fund, which may be obtained from our website.

This Fund is for investors who:

- Are at least classified as aggressive based on their risk profile
- Have an investment horizon of at least five (5) years.

**KEY RISKS AND RISK MANAGEMENT**

**Market/Price Risk:** Investors are exposed to adverse changes in the prices of global equities in the technology sector due to adverse market conditions, unfavorable company earnings and valuations, and negative developments in the political and economic conditions of the focus countries of the securities of the target fund.

**Liquidity Risk:** Investors are exposed to the risk of loss due to the target fund's inability to convert security holdings to cash immediately or in instances where conversion to cash is possible but at a highly disadvantageous price due to limited participants in the market, low trading volumes, market disruptions, among others.

**Country Risk:** Investors are exposed to the risk of loss arising from negative developments in the political, economic and social conditions of countries, primarily the US, which may adversely affect the value of the feeder fund.

**FX Risk:** Investors are exposed to the risk of loss from a decline in the market value of the target fund when the market value of foreign currency denominated securities held by the target fund are translated to USD.

The Fund's investment outlets undergo proper screening and evaluation in accordance with the Trustee's accreditation process. The Fund may also use financial derivatives to hedge the portfolio against market and credit risks.

• THE UNIT INVESTMENT TRUST FUND (UITF) IS NOT A DEPOSIT AND IS NOT INSURED BY THE PHILIPPINE DEPOSIT INSURANCE CORP. (PDIC).

• RETURNS CANNOT BE GUARANTEED AND HISTORICAL NAVPU IS FOR ILLUSTRATION OF NAVPU MOVEMENTS/FLUCTUATIONS ONLY.

• WHEN REDEEMING, THE PROCEEDS MAY BE WORTH LESS THAN THE ORIGINAL INVESTMENT AND ANY LOSSES SHALL BE SOLELY FOR THE ACCOUNT OF THE CLIENT.

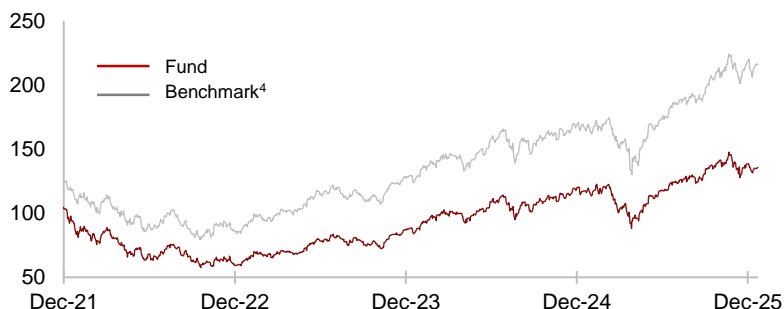
• THE TRUSTEE IS NOT LIABLE FOR ANY LOSS UNLESS UPON WILLFUL DEFAULT, BAD FAITH OR GROSS NEGLIGENCE.

• THIS PRODUCT CANNOT BE SOLD TO YOU UNLESS ITS BENEFITS AND RISKS HAVE BEEN THOROUGHLY EXPLAINED. IF YOU DO NOT FULLY UNDERSTAND THIS PRODUCT, DO NOT PURCHASE OR INVEST IN IT.

## FUND PERFORMANCE AND STATISTICS

(Purely for reference purposes and is not a guarantee of future results)

### NAVPU GRAPH



### NAVPU OVER THE PAST 12 MONTHS

Highest	147.50
Lowest	88.08

### STATISTICS

Volatility, Past 1 Year (%) <sup>7</sup>	27.48
Sharpe Ratio <sup>8</sup>	0.42
Information Ratio <sup>9</sup>	-0.58

<sup>5</sup> Effective April 16, 2024, the Fund's benchmark changed from MSCI All Countries World Information Technology Index to MSCI All Countries World Information Technology 10/40 Index to align with the Target Fund and to ensure an accurate representation of the Target Fund's investment universe.

<sup>6</sup> Since Inception.

<sup>7</sup> Measures the degree to which the Fund fluctuates vis-à-vis its average return over a period of time

<sup>8</sup> Used to characterize how well the return of a Fund compensates the investor for the level of risk taken. The higher the number, the better

<sup>9</sup> Measures reward-to-risk efficiency of the portfolio relative to the benchmark. The higher the number, the higher the rewards per unit of risk.

	CUMULATIVE						ANNUALIZED				CALENDAR YEAR				
	1M	3M	6M	1Y	3Y	S.I. <sup>6</sup>	1Y	3Y	5Y	S.I. <sup>6</sup>	YTD	2024	2023	2022	2021
Fund (Net%)	0.00	-0.19	9.40	15.64	127.66	35.57	15.64	31.55	-	6.39	15.64	32.70	48.35	-42.51	3.59
Benchmark	1.85	5.06	17.59	28.85	152.22	116.14	28.85	36.12	-	17.00	28.85	29.79	50.81	-30.98	24.15

### <sup>4</sup> BENCHMARK INFORMATION

**Name:** MSCI AC World Information Technology 10/40 Index

**Description and Key Characteristics:** The MSCI ACWI Information Technology 10/40 Index is a free-float weighted index that includes large and mid cap securities across 23 Developed Markets (DM) countries and 24 Emerging Markets (EM) countries. All securities in the index are classified in the Information Technology sector as per the Global Industry Classification Standard (GICS®).

The index is based on the MSCI Global Investable Market Indexes (GIMI) Methodology —a comprehensive and consistent approach to index construction that allows for meaningful global views and cross regional comparisons across all market capitalization size, sector and style segments and combinations. This methodology aims to provide exhaustive coverage of the relevant investment opportunity set with a strong emphasis on index liquidity, investability and replicability.

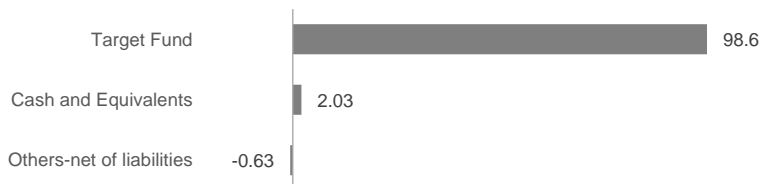
The MSCI 10/40 Indexes take into account the investment limits imposed by the Undertakings for Collective Investment in Transferable Securities (UCITS) directive on funds incorporated in member states of the European Union. The directive constrains the weight of any single group entity, at 10% of a fund's total assets and the sum of the weights of all group entities representing more than 5% of the fund at 40% of the fund's total assets. These indices aim to represent the constrained version of the MSCI Equity Indexes, by applying the weight constraints to the nonconstrained, free-float adjusted market capitalization weighted MSCI Equity Indexes.

**Relation to the Fund's Objective or Investment Strategy:** The Fund operates as a Feeder Fund. The Target Fund is actively managed and will refer to MSCI AC World Information Technology Index when constructing the portfolio and managing its risk to ensure that the Fund remains aligned with its investment objectives. When selecting investments, the Target Trustee has discretion and is not restricted to the components or weighting of the Index. The Target Fund may invest in securities not included in the Index to take advantage of investment opportunities, subject to the asset class, regional, industry, sector and/or strategy requirements of its investment objectives. Investors may use the Index to measure the performance of the Fund.

Information about the benchmark may be accessed through MSCI <https://www.msci.com/>. Alternatively, participants may request information from BPI Wealth at [bpiwealth@bpi.com.ph](mailto:bpiwealth@bpi.com.ph).

## PORTFOLIO COMPOSITION

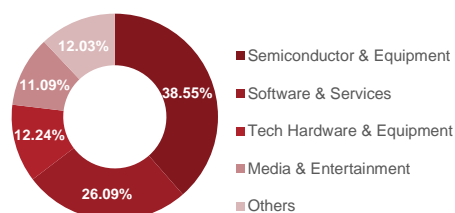
### ALLOCATION (%)



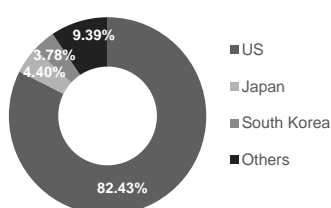
### TOP TEN HOLDINGS

Name	% of Target Fund
NVIDIA Corp	9.99
Broadcom Inc	9.22
Microsoft Corp	7.37
Apple Inc	6.10
Alphabet Inc Class A	4.41
Taiwan Semiconductor Manufacturing	3.65
Meta Platforms Inc A	3.32
Lam Research Corp	3.16
Snowflake Inc A	2.74
Advantest Corp	2.66

### SECTOR BREAKDOWN (%)



### REGIONAL BREAKDOWN (%)



## TARGET FUND INFORMATION

<b>Name of Target Fund:</b>	BlackRock World Technology Fund	<b>Fund Manager:</b>	BlackRock Inc.
<b>Fund structure:</b>	UCITS (LUX)	<b>Trustee and Custodian:</b>	The Bank of New York Mellon SA
<b>Fund Currency:</b>	US Dollar	<b>Regulator:</b>	Commission de Surveillance du Secteur Financier (CSSF)
<b>Inception Date:</b>	December 30, 2011	<b>Total Expense Ratio:</b>	1.07%

The Fund Performance Report and relevant information about the BlackRock World Technology Fund can be viewed and downloaded through <https://www.blackrock.com/sg/en>.

## RELATED PARTY TRANSACTIONS

The Fund has no transactions and outstanding investments with entities related to BPI Wealth - A Trust Corporation. ("BPI Wealth").

Bank of the Philippine Islands – USD 0.08M

*\*Related party in accordance with BPI Wealth's internal policy.*

## OUTLOOK AND STRATEGY

**Market Review.** Global equities were mixed in December. The MSCI ACWI rose by 1.0% while the Nasdaq 100 slid by 0.4%. The choppy performance in December saw the ACWI dip mid-month before rallying to close out the year up +22.3%. The strength of the markets is noteworthy given the MSCI ACWI had risen strongly in the prior two years, gaining 22% in 2023 and 18% in 2024.

In December, the Federal Reserve reduced its target range by 25bps to 3.50%-3.75%, marking the third consecutive cut in 2025. Corporate earnings momentum persisted into year-end. Full year S&P 500 profits grew by roughly 12.9%, beating forecasts and supporting valuations at a forward P/E of 22.4, above the 5-year average of 20.0 and 10-year average of 18.7.

In Europe, Banks and defence stocks led performance, supported by fiscal stimulus and rotation into cyclical. The ECB maintained its policy stance, holding rates steady as inflation hovered near target and medium-term expectations remained anchored.

Asia-Pacific markets rallied on global rate-cut optimism. December saw a sharp rebound across Asia as the Fed's third rate cut and China's pro-growth measures fueled risk appetite. South Korea and Taiwan equities posted strong late-month gains, reversing early weakness as semiconductor demand and AI infrastructure spending drove flows.

**Fund Performance.** The fund returned 0.00% in December, lagging the benchmark by 185 basis points.

**Fund Strategy.** The AI infrastructure cycle remains strong, fueled by next-generation Blackwell-class accelerators and an industry-wide push to expand compute capacity. Hyperscalers persist in scaling aggressively, but sovereign AI initiatives across Asia, Europe, and the Middle East are now deploying capital at competitive levels. This is driving sustained demand for advanced GPUs, networking, optical interconnects, power systems, and emerging accelerator architectures, while simultaneously catalyzing the development of more resilient regional supply chains.

Infrastructure and models remain core pillars of our positioning. A backdrop of constructive sentiment, improving earnings visibility, and intermittent volatility strengthens the case for active stock selection. As the AI buildout deepens and competitive moats widen across the ecosystem, we see structural tailwinds that support long-term outperformance for well-positioned technology leaders.

We are selectively increasing exposure to companies with demonstrated AI monetization, durable competitive advantages, and clear pathways to scaled adoption. Opportunities remain compelling where valuations do not fully reflect multi-year growth trajectories, particularly in hardware, infrastructure, and enabling technologies that benefit directly from expanding AI workloads and real-world deployment.

## LIST OF PROSPECTIVE INVESTMENTS

The following are among the Fund's approved investment outlets, wherein the Trustee intends to invest depending on strategy, availability, or other market-driven circumstances:

(a) Primarily in a single collective investment scheme ("CIS") whose investment objective is to provide investment results in excess of the return of the MSCI AC World Information Technology 10/40 Index; provided further that such CIS is approved or registered and supervised by a regulatory authority that is a member of the International Organization of Securities Commissions (IOSCO) and managed by reputable fund manager/s; provided further that the investment in the said collective investment scheme should at least be ninety percent (90%) of the total assets of the Fund. The Target Fund must be recognized as a collective investment scheme in its home jurisdiction by a regulatory authority or any regulatory authority acceptable to the BSP to supervise this CIS;

(b) Short-term tradable fixed-income instruments issued or guaranteed by the Philippine government or the BSP; tradable securities issued by the government of a foreign country, any political subdivision/agency of a foreign country or any supranational entity; tradable fixed income instruments issued by foreign or local financial institutions or private corporations; exchange-listed securities; marketable instruments that are traded in an organized exchange; loans traded in an organized market; and, such other tradable investments outlets/ categories as the BSP may allow. Provided, that, a financial instrument is regarded as tradable if two-way prices are quoted, readily available or regularly available from an exchange, dealer, broker, industry group, pricing service or regulatory agency, and those prices represent actual and regularly occurring market transactions on an arm's length basis.

(c) Short-term tradable fixed-income instruments issued, underwritten, or otherwise dealt by BPI and/or any of its subsidiaries, affiliates, their successors-in-interest or assignees, their directors, officers, stockholders, and related interest, and any of their trust and fund managed accounts, under such terms and conditions as the Trustee may deem to be in the best interest of the Fund; and, any such other instruments as may be allowed under BSP regulations. Investment with related interests shall be in accordance with Section 414-Q of MORNBI;

(d) The principal investments of the Fund will be denominated in, but not limited to, the U.S. Dollar. The target fund invests in securities denominated in other currencies;

(e) Money market instruments;

(f) Deposit products;

(g) Such other investments suitable to the nature, classification, and strategy of the Fund, as allowed by prevailing regulations

## IMPORTANT NOTICES

BPI Wealth is a subsidiary of the Bank of the Philippine Islands. For inquiries and comments, please send us a message through [bpiwealth@bpi.com.ph](mailto:bpiwealth@bpi.com.ph) or by visiting [www.bpi.com.ph/contactus](http://www.bpi.com.ph/contactus). You may also call our 24-hour BPI Contact Center at (+632) 889 10000.

BPI Wealth as Trustee/Investment Manager is regulated by the Bangko Sentral ng Pilipinas. <https://www.bsp.gov.ph>

### Qualified Participants

Participation in the Fund shall be open to Participants with legal capacity to contract and who are not considered US persons under the US securities and tax laws, subject to the other conditions, rules or provisions stated in the Plan Rules and those established by the Trustee. No beneficial owner shall hold more than 10% of the Fund. Any investor who owns more than 10% shall be asked to redeem the amount (or its equivalent number of units) in excess of 10% within thirty (30) calendar days.