

Key Information Investment Disclosure Statement

December 29, 2025

Ride the Philippine economic growth through investments in top local companies

**INVESTMENT OBJECTIVE AND SUMMARY**

The Fund intends to achieve investment returns that track the performance of the PSEi Total Return Index (PSEi TRI) by investing in a diversified portfolio of stocks comprising the PSEi in the same weights as the index, to the extent practicable. The Fund aims to provide a return that tracks the performance of the PSEi TRI.

FUND FACTS

Classification	Equity Fund
Total Fund NAV	PHP 48,672.11
Dealing Day	Daily up to 2:00PM
Redemption Settlement	Day 3 End-of-Day
Min. Holding Period / Early Redemption Charge	None
NAVPU	PHP 88.20
Launch Date	May 20, 2013
Minimum Investment	PHP 1,000
Additional Investment	No minimum

FEES

Trustee Fees	Monthly rate: 0.1275% ¹ Annual fee: 1.50% p.a.	BPI Wealth
Custodianship and Accounting Fee	0.0024% ²	DB AG Manila
External Audit Fee	0.0046% ³	Isla Lipana
Other Fees	0.0027% ⁴	BPI Wealth

¹ Monthly Rate: Billings received for December 2025 divided by the average daily NAV for the same month valued at PHP 48,472.83Mn

² Monthly Rate: Billings received for November 2025 divided by the average daily NAV for the same month valued at PHP 47,893.38Mn

³ Billing is received at the last quarter of the year

⁴ Based on latest billing received from provider/s

CLIENT SUITABILITY

A client profiling process should be performed prior to participating in the Fund to guide the prospective investor if it is suited to his/her investment objective and risk tolerance before deciding to invest. Clients are advised to read the Declaration of Trust/Plan Rules of the Fund, which may be obtained from our website.

This Fund is for investors who:

- Are at least classified as aggressive based on their risk profile
- Have an investment horizon of at least five (5) years

KEY RISKS AND RISK MANAGEMENT

Equity Price Risk: Investors are exposed to adverse changes in the prices of stocks listed in the Philippine Stock Exchange, which may be brought about by adverse stock market conditions, unfavorable company earnings and valuations and/or negative developments in domestic and global political and economic conditions.

Liquidity Risk: Investors are exposed to the risk of loss due to the Fund's inability to convert security holdings to cash immediately or in instances where conversion to cash is possible but at a highly disadvantageous price due to limited buyers/sellers in the market, low trading volumes or market disruptions, among other reasons/factors.

Related Party Risk: Investors are exposed to actual or potential conflicts of interest in the handling of related party transactions by the Trustee, specifically, time deposit placements with the Trustee's own bank and/or its subsidiary, purchase of debt securities issued by related parties, as well as the execution of trade transactions with related counterparties.

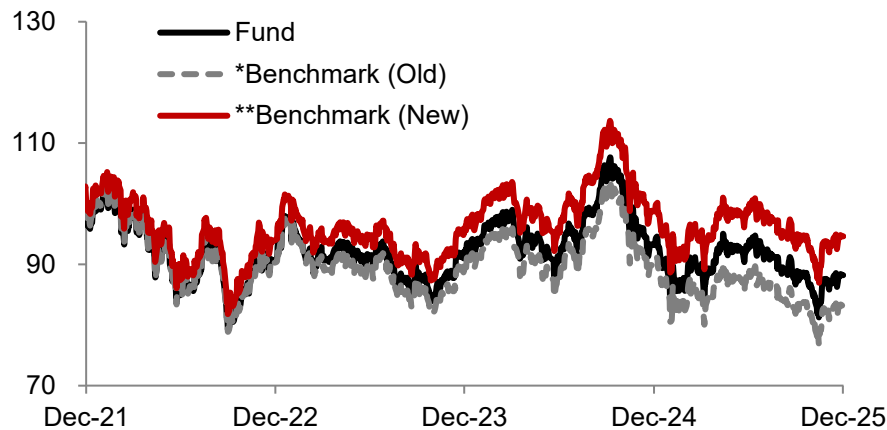
Index Tracking Risk: Investors are exposed to the risk of not being able to achieve a level of return that matches the index being tracked by the Fund due primarily to operating and fund management expenses.

In accordance with the provisions in the Declaration of Trust, the Fund employs a risk management policy based on duration. The Fund may also use financial derivatives to hedge the portfolio against market and credit risks.

- THE UNIT INVESTMENT TRUST FUND (UITF) IS NOT A DEPOSIT AND IS NOT INSURED BY THE PHILIPPINE DEPOSIT INSURANCE CORP. (PDIC).
- RETURNS CANNOT BE GUARANTEED AND HISTORICAL NAVPU IS FOR ILLUSTRATION OF NAVPU MOVEMENTS/FLUCTUATIONS ONLY.
- WHEN REDEEMING, THE PROCEEDS MAY BE WORTH LESS THAN THE ORIGINAL INVESTMENT AND ANY LOSSES SHALL BE SOLELY FOR THE ACCOUNT OF THE CLIENT.
- THE TRUSTEE IS NOT LIABLE FOR ANY LOSS UNLESS UPON WILLFUL DEFAULT, BAD FAITH OR GROSS NEGLIGENCE.
- THIS PRODUCT CANNOT BE SOLD TO YOU UNLESS ITS BENEFITS AND RISKS HAVE BEEN THOROUGHLY EXPLAINED. IF YOU DO NOT FULLY UNDERSTAND THIS PRODUCT, DO NOT PURCHASE OR INVEST IN IT.

FUND PERFORMANCE AND STATISTICS

(Purely for reference purposes and is not a guarantee of future results)



* Philippine Stock Exchange Index (PSEi)⁶

** Philippine Stock Exchange Index Total Return (PSEiTR)⁵

	CUMULATIVE						ANNUALIZED				CALENDAR YEAR					
	1M	3M	6M	1Y	3Y	S.I. ⁷	1Y	3Y	5Y	S.I. ⁷	YTD	2024	2023	2022	2021	2020
Fund (Net%)	0.68	1.79	-4.62	-5.34	-2.78	-11.80	-5.34	-0.93	-1.87	-0.99	-5.34	2.43	0.28	-6.82	0.44	-7.97
Benchmark	0.83	2.22	-3.85	-4.14	-4.69	-13.98	-4.14	-1.59	-2.60	-1.19	-4.14	1.22	-1.77	-7.81	-0.24	-8.64

NAVPU OVER THE PAST 12 MONTHS

Highest	95.00
Lowest	81.24

STATISTICS

Portfolio Beta	1.03
Volatility, Past 1 Year (%) ⁸	17.17
Current Number of Holdings	32
Tracking Error, 3 Year (%) ⁹	0.36

⁶ Effective January 2, 2025, the Fund's benchmark changed from Philippine Stock Exchange Index (PSEi) to PSEi Total Return Index (PSEi TRI) to ensure alignment with BSP Circular No. 1178, Guidelines on the Use of Benchmarks for UITFs.

⁷ Since Inception.

⁸ Measures the degree to which the Fund fluctuates vis-à-vis its average return over a period of time.

⁹ Measures deviation between the Fund's return and benchmark returns. A lower number means the Fund's return is closely aligned with the benchmark.

⁵ BENCHMARK INFORMATION

Name: PSEi Total Return Index (PSEi TRI)

Description and Key Characteristics: The Philippine Stock Exchange Index or PSEi is the main index of the Philippine Stock Exchange. The PSEi is a free float-adjusted market capitalization-weighted index of the 30 largest and most active common stock.


The PSEi Total Return Index (PSEi TRI) covers both price performance and income from dividend payments by reinvesting cash dividends back to the PSEi according to each constituent's respective market capitalization weightings.

Relation to the Fund's Objective or Investment Strategy: Being a passively managed fund, the Trustee has limited discretion to select the fund's investments. The Trustee therefore refers to the benchmark when constructing the Fund's portfolio and performs risk management measures to ensure that Fund closely tracks the Index to the extent practicable. The PSEi TRI is used by investors to gauge the performance of the Fund.

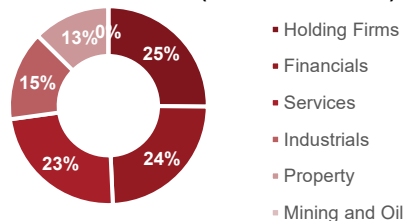
Information about the benchmark may be accessed through Philippine Stock Exchange <https://www.pse.com.ph/>. Alternatively, participants may request information from BPI Wealth at bpiwealth@bpi.com.ph.

PORTFOLIO COMPOSITION

ALLOCATION (%)



SECTOR HOLDINGS (EQUITY PORTION)



TOP TEN HOLDINGS

Name	% of Fund
Int'l Container Terminal Services, Inc.	16.49
SM Investments Corporation	11.35
BDO Unibank, Inc.	8.92
Bank of the Philippine Islands	8.49
SM Prime Holdings, Inc.	6.85
Manila Electric Company	4.75
Ayala Land, Inc.	4.20
Ayala Corporation	4.18
Metropolitan Bank & Trust Co.	4.18
PLDT Inc.	2.77

RELATED PARTY TRANSACTIONS

The Fund has investments and trade transactions with BPI Wealth - A Trust Corporation ("BPI Wealth"):

ACEN Corporation – Php 358.57 Mn
 Ayala Corporation – Php 2,034.69 Mn
 Ayala Land, Inc. – Php 2,045.91 Mn
 Bank of the Philippine Islands – Php 4,192.19 Mn
 Globe Telecom, Inc. – Php 692.17 Mn

Investments in the said outlets were approved by the BPI Wealth's Board of Directors. Likewise, all related party transactions are conducted on an arm's length and best execution basis and within established limits.

*Related party in accordance with BPI Wealth's internal policy.

OUTLOOK AND STRATEGY

Market Review. The Philippine Stock Exchange (PSEi) ended the year on a positive note and managed to close above the psychological 6,000 level. Lower-than-expected domestic November inflation print and rate cuts from both the US Federal Reserve (The Fed) and the Bangko Sentral ng Pilipinas' provided the lift. Meanwhile, ongoing worries over the country's slowing economic growth, peso weakness and foreign selling capped the upside. The PSEi closed 2025 at 6,052.92 or +0.51% on a month-on-month basis. Trading activity slowed in December, with Average Daily Turnover at Php5.73 billion or 7.7% lower than in prior month's Php6.22 billion. Foreigners were net sellers with a hefty US\$202 million and were more active at 54% participation. On a per stock basis, the top three index gainers for the month include: AGI (+16.50%), ALI (+10.32%) and CBC (+9.83%). Meanwhile, the bottom three performers were: PLUS (-33.88%), PGOLD (-9.52%) and SM (-5.47%).

Fund Performance. The Fund registered a 0.68% return for the month, below the benchmark by 15 basis points. Year-to-date, the Fund registered a loss of 5.34%, below its benchmark by 120 basis points.

Fund Strategy. The Fund will continue to track the Philippine Stock Exchange Total Return Index (PSEi TRI).

LIST OF PROSPECTIVE INVESTMENTS

The following are among the Fund's approved investment outlets, wherein the Trustee intends to invest depending on strategy, availability, or other market-driven circumstances:

- (a) Shares of stocks of selected corporations, including convertible preferred stocks, which are already listed or being offered publicly, either through initial public offering or through the secondary market, in the Philippine stock exchange;
- (b) Primarily short-term tradable fixed-income instruments issued or guaranteed by the Philippine government or the BSP; marketable instruments that are traded in an organized exchange; investments outlets/ categories the BSP allow. Provided, that, a financial instrument is regarded as tradable if two-way prices are quoted are readily available and regularly available from an exchange, dealer, broker, industry group, pricing service or regulatory agency, and those prices represent actual and regularly occurring market transactions on an arm's length basis;
- (c) Primarily short-term tradable fixed-income instruments issued, underwritten, or otherwise dealt by BPI and/or any of its subsidiaries, affiliates, their successors-in-interest or assignees, their directors, officers, stockholders, and related interest, and any of their trust and fund managed accounts, under such terms and conditions as the Trustee may deem to be in the best interest of the Fund; and, any such other instruments as may be allowed under BSP regulations. Investment with related interests shall be in accordance with Section 441-Q of the MORNBFi;
- (d) Money market instruments;
- (e) Deposit products;
- (f) Such other investments suitable to the nature, classification, and strategy of the Fund, as allowed by prevailing regulations.

IMPORTANT NOTICES

BPI Wealth is a subsidiary of the Bank of the Philippine Islands. For inquiries and comments, please send us a message through bpiwealth@bpi.com.ph or by visiting www.bpi.com.ph/contactus. You may also call our 24-hour BPI Contact Center at (+632) 889 10000.

BPI Wealth as Trustee/Investment Manager is regulated by the Bangko Sentral ng Pilipinas. <https://www.bsp.gov.ph>

Qualified Participants

Participation in the Fund shall be open to all persons with legal capacity to enter into contracts. Acceptance of Participants shall be subject to the rules or procedures established by the Trustee which it deems advantageous or to the best interest of the Fund.