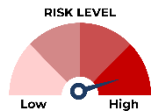


Key Information Investment Disclosure Statement**October 30, 2025**

Achieve growth through innovations driving the future of global health care

**INVESTMENT OBJECTIVE AND SUMMARY**

The Fund, operating as a Feeder Fund, intends to achieve long term capital growth by investing in a Target Fund that invests in stocks in the health care sector. The Fund aims to provide excess return over the MSCI World Health Care Index.

FUND FACTS

Classification	Equity Feeder Fund
Total Fund NAV (Mn)	USD 4.38
Dealing Day	Daily up to 2:00PM
Redemption Settlement	T+5 End-of-Day
Min. Holding Period / Early Redemption Charge	None
NAVPU	USD 95.03
Launch Date	February 1, 2021
Minimum Investment	USD 100
Additional Investment	No minimum

FEES

Trustee Fees	Monthly rate: 0.1281% ¹ Annual fee: 1.50% p.a.	BPI Wealth
Custodianship and Accounting Fee	0.0011%	None
External Audit Fee	0.0000% ²	Isla Lipana
Other Fees	0.0138% ³	Index Licensing Fee

¹ Monthly Rate: Billings received for October 2025 divided by the average daily NAV for the same month valued at USD 4.43Mn

² Billing is received at the last quarter of the year

³ Billings received in October 2025

CLIENT SUITABILITY

A client profiling process should be performed prior to participating in the Fund to guide the prospective investor if it is suited to his/her investment objective and risk tolerance before deciding to invest. Clients are advised to read the Declaration of Trust/Plan Rules of the Fund, which may be obtained from our website.

This Fund is for investors who:

- Are at least classified as aggressive based on their risk profile
- Have an investment horizon of at least five (5) years.

KEY RISKS AND RISK MANAGEMENT

Market/Price Risk: Investors are exposed to adverse changes in the prices of global equities in the health care sector due to adverse market conditions, unfavorable company earnings and valuations, and negative developments in the political and economic conditions of the focus countries of the securities of the target fund.

Liquidity Risk: Investors are exposed to the risk of loss due to the target fund's inability to convert security holdings to cash immediately or in instances where conversion to cash is possible but at a highly disadvantageous price due to limited participants in the market, low trading volumes, market disruptions, among others.

Country Risk: Investors are exposed to the risk of loss arising from negative developments in the political, economic and social conditions of the focus countries of the underlying securities of the target fund, which may adversely affect the value of the feeder fund.

FX Risk: Investors are exposed to the risk of loss from a decline in the market value of the target fund when the market value of foreign currency denominated securities held by the target fund are translated to USD.

The Fund's investment outlets undergo proper screening and evaluation in accordance with the Trustee's accreditation process. The Fund may also use financial derivatives to hedge the portfolio against market and credit risks.

• THE UNIT INVESTMENT TRUST FUND (UITF) IS NOT A DEPOSIT AND IS NOT INSURED BY THE PHILIPPINE DEPOSIT INSURANCE CORP. (PDIC).
• RETURNS CANNOT BE GUARANTEED AND HISTORICAL NAVPU IS FOR ILLUSTRATION OF NAVPU MOVEMENTS/FLUCTUATIONS ONLY.
• WHEN REDEEMING, THE PROCEEDS MAY BE WORTH LESS THAN THE ORIGINAL INVESTMENT AND ANY LOSSES SHALL BE SOLELY FOR THE ACCOUNT OF THE CLIENT.
• THE TRUSTEE IS NOT LIABLE FOR ANY LOSS UNLESS UPON WILLFUL DEFAULT, BAD FAITH OR GROSS NEGLIGENCE.
• THIS PRODUCT CANNOT BE SOLD TO YOU UNLESS ITS BENEFITS AND RISKS HAVE BEEN THOROUGHLY EXPLAINED. IF YOU DO NOT FULLY UNDERSTAND THIS PRODUCT, DO NOT PURCHASE OR INVEST IN IT.

FUND PERFORMANCE AND STATISTICS

(Purely for reference purposes and is not a guarantee of future results)

NAVPU GRAPH



NAVPU OVER THE PAST 12 MONTHS

Highest	97.49
Lowest	78.21

STATISTICS

Volatility, Past 1 Year (%) ⁶	16.59
Sharpe Ratio ⁷	-0.29
Information Ratio ⁸	-0.04

⁵ Since Inception.

⁶ Measures the degree to which the Fund fluctuates vis-à-vis its average return over a period of time

⁷ Used to characterize how well the return of a Fund compensates the investor for the level of risk taken. The higher the number, the better

⁸ Measures reward-to-risk efficiency of the portfolio relative to the benchmark. The higher the number, the higher the rewards per unit of risk.

	CUMULATIVE						ANNUALIZED						CALENDAR YEAR				
	1M	3M	6M	1Y	3Y	S.I. ⁵	1Y	2Y	3Y	4Y	5Y	S.I. ⁵	YTD	2024	2023	2022	2021
Fund (Net%)	6.10	15.30	10.76	-0.57	12.04	-4.97	-0.57	8.62	3.86	-1.30	-	-1.07	6.80	-2.81	4.37	-11.52	-0.86
Benchmark	3.19	9.54	3.91	-0.26	17.38	25.61	-0.26	9.38	5.49	2.43	-	4.92	6.12	2.10	3.33	-5.02	18.13

⁴ BENCHMARK INFORMATION

Name: MSCI World Health Care Index

Description and Key Characteristics: The MSCI World Health Care Index is designed to capture the large and mid cap segments across 23 Developed Markets (DM) countries*. All securities in the index are classified in the Health Care as per the Global Industry Classification Standard (GICS®).

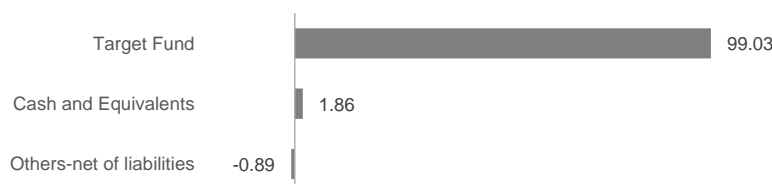
The index is based on the MSCI Global Investable Market Indexes (GIMI) Methodology – a comprehensive and consistent approach to index construction that allows for meaningful global views and cross regional comparisons across all market capitalization size, sector and style segments and combinations. This methodology aims to provide exhaustive coverage of the relevant investment opportunity set with a strong emphasis on index liquidity, investability and replicability.

Relation to the Fund's Objective or Investment Strategy: The Fund operates as a Feeder Fund. The Target Fund is actively managed and will refer to MSCI World Health Care Index when constructing the portfolio and managing its risk to ensure that the Fund remains aligned with its investment objectives. When selecting investments, the Target Trustee has discretion and is not restricted to the components or weighting of the Index. The Target Fund may invest in securities not included in the Index to take advantage of investment opportunities, subject to the asset class, regional, industry, sector and/or strategy requirements of its investment objectives. Investors may use the Index to measure the performance of the Fund.

Information about the benchmark may be accessed through MSCI <https://www.msci.com/>. Alternatively, participants may request information from BPI Wealth at bpiwealth@bpi.com.ph.

PORTFOLIO COMPOSITION

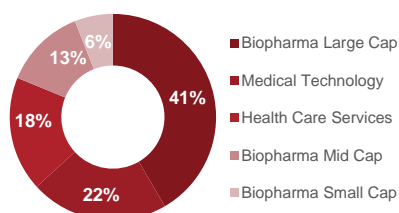
ALLOCATION (%)



TOP TEN HOLDINGS

Name	% of Target Fund
Eli Lilly & Co	9.70
AstraZeneca PLC	4.90
UnitedHealth Group	3.90
Merck & Co	3.70
Intuitive Surgical	2.90
Edwards Lifesciences	2.80
AbbVie Inc	2.70
Vertex Pharmaceuticals	2.70
GSK PLC	2.60
Johnson&Johnson	2.60

SECTOR BREAKDOWN (%)



REGIONAL BREAKDOWN (%)



TARGET FUND INFORMATION

Name of Target Fund:	Wellington Global Health Care Equity Fund	Fund Manager:	Wellington Management Company LLP
Fund structure:	UCITS (IRL)	Trustee and Custodian:	State Street Custodial Services (Ireland) Limited
Fund Currency:	US Dollar	Regulator:	Central Bank of Ireland
Inception Date:	October 31, 2023	Total Expense Ratio:	1.32%

The Fund Performance Report and relevant information about the Wellington Global Health Care Equity Fund can be viewed and downloaded through <https://www.wellingtonfunds.com/en-at/institutional/>.

RELATED PARTY TRANSACTIONS

The Fund has transactions and outstanding investments with entities related to BPI Wealth - A Trust Corporation ("BPI Wealth").
Bank of the Philippine Islands – USD 0.061M

**Related party in accordance with BPI Wealth's internal policy.*

OUTLOOK AND STRATEGY

Market Review. Global equities advanced for the sixth straight month, driven by strong AI infrastructure spending, solid corporate earnings, and a dovish shift from the US Federal Reserve. The Fed cut rates by 25 bps and ended quantitative tightening, though Chair Powell signaled caution on further cuts. US-China trade tensions eased after Presidents Trump and Xi agreed to lower tariffs and boost US agricultural imports.

In Japan, Sanae Takaichi became prime minister as the LDP formed a minority coalition, lifting nuclear, defense, and tech stocks on her economic-security agenda. JGB yields rose on expectations of fiscal expansion, while the yen weakened after the BOJ held rates but adopted a hawkish tone.

The MSCI World Health Care NET returned 3.1%, with all sectors gaining. Medical technology and biopharma large cap led, while biopharma mid cap and health care services lagged.

Fund Performance. The fund returned 6.10% in October, outperforming the benchmark by 291 basis points.

Fund Strategy. Biopharma continues to be a fertile ground for innovation, with new drugs emerging in key therapeutic areas such as obesity, cancer and inflammation. The GLP-1 drug class is expanding rapidly, with potential applications in inflammatory and neurological conditions. Improved versions of GLP-1 drugs—featuring better tolerability, less frequent dosing and oral delivery—are progressing quickly. Genetic medicine is also advancing beyond rare diseases. Recent developments in US pharmaceutical tariffs, including the potential for delays or exemptions through manufacturing commitments and modest price concessions, have helped ease policy concerns.

Medical technology innovation remains robust, driven by advances in engineering, informatics and device development. We are particularly focused on interventional cardiology, robotics and the reacceleration of the bioproduction cycle. We continue to be selective and valuation-conscious in our exposures.

Health care services companies are well-positioned to address rising health care costs and benefit from the shift to value-based care. We see compelling opportunities in certain Medicare Advantage providers. High utilization, especially in lower-cost settings, supports the outlook for providers. We favor companies that improve patient outcomes while managing costs, as well as scaled players gaining market share.

The fund's largest exposures are in biopharma large cap and medical technology, primarily in North America and Developed Europe & Middle East ex UK. The least exposures are in biopharma small cap and health care services, with no exposure to Developed Asia Pacific ex Japan.

LIST OF PROSPECTIVE INVESTMENTS

The following are among the Fund's approved investment outlets, wherein the Trustee intends to invest depending on strategy, availability, or other market-driven circumstances:

(a) Primarily in a single collective investment scheme ("CIS") whose investment objective is to provide investment results in excess of the return of the MSCI World Health Care Index; provided further that such CIS is approved or registered and supervised by a regulatory authority that is a member of the International Organization of Securities Commissions (IOSCO) and managed by reputable fund manager/s; provided further that the investment in the said collective investment scheme should at least be ninety percent (90%) of the total assets of the Fund. The Target Fund must be recognized as a collective investment scheme in its home jurisdiction by a regulatory authority or any regulatory authority acceptable to the BSP to supervise this CIS;

(b) Short-term tradable fixed-income instruments issued or guaranteed by the Philippine government or the BSP; tradable securities issued by the government of a foreign country, any political subdivision/agency of a foreign country or any supranational entity; tradable fixed income instruments issued by foreign or local financial institutions or private corporations; exchange-listed securities; marketable instruments that are traded in an organized exchange; loans traded in an organized market; and, such other tradable investments outlets/ categories as the BSP may allow. Provided, that, a financial instrument is regarded as tradable if two-way prices are quoted, readily available or regularly available from an exchange, dealer, broker, industry group, pricing service or regulatory agency, and those prices represent actual and regularly occurring market transactions on an arm's length basis;

(c) Short-term tradable fixed-income instruments issued, underwritten, or otherwise dealt by BPI and/or any of its subsidiaries, affiliates, their successors-in-interest or assignees, their directors, officers, stockholders, and related interest, and any of their trust and fund managed accounts, under such terms and conditions as the Trustee may deem to be in the best interest of the Fund; and, any such other instruments as may be allowed under BSP regulations. Investment with related interests shall be in accordance with Section 414-Q of MORNBF1;

(d) The principal investments of the Fund will be denominated in, but not limited to, the U.S. Dollar. The target fund invests in securities denominated in other currencies;

(e) Money market instruments;

(f) Deposit products;

(g) Such other investments suitable to the nature, classification, and strategy of the Fund, as allowed by prevailing regulations

IMPORTANT NOTICES

BPI Wealth is a subsidiary of the Bank of the Philippine Islands. For inquiries and comments, please send us a message through bpiwealth@bpi.com.ph or by visiting www.bpi.com.ph/contactus. You may also call our 24-hour BPI Contact Center at (+632) 889 10000.

BPI Wealth as Trustee/Investment Manager is regulated by the Bangko Sentral ng Pilipinas. <https://www.bsp.gov.ph>

Qualified Participants

Participation in the Fund shall be open to Participants with legal capacity to contract and who are not considered US persons under the US securities and tax laws, subject to the other conditions, rules or provisions stated in the Plan Rules and those established by the Trustee. No beneficial owner shall hold more than 10% of the Fund. Any investor who owns more than 10% shall be asked to redeem the amount (or its equivalent number of units) in excess of 10% within thirty (30) calendar days.