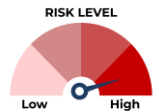


**Key Information Investment Disclosure Statement**

December 29, 2025

Go global with your investments through leading offshore equity funds

**INVESTMENT OBJECTIVE AND SUMMARY**

The Fund, operating as a Fund-of-Funds, intends to achieve long-term capital growth by investing in a diversified portfolio of global equity collective investment schemes. The Fund aims to provide excess return over the Morgan Stanley Capital International (MSCI) All Country World Index Net Total Return Index (USD).

**FUND FACTS**

Classification	Equity Fund-of-funds
Total Fund NAV	USD 207.83
Dealing Day	Daily up to 2:00PM
Redemption Settlement	T+5 End-of-Day
Min. Holding Period / Early Redemption Charge	None
NAVPU	USD 657.30
Launch Date	January 8, 2014 <sup>1</sup>
Minimum Investment	USD 100
Additional Investment	No minimum

**FEES**

Trustee Fees	Monthly rate: 0.1276% <sup>2</sup> Annual fee: 1.50% p.a.	BPI Wealth
Custodianship and Accounting Fee	0.0012% <sup>3</sup>	Various
External Audit Fee	0.0038% <sup>4</sup>	Isla Lipana
Other Fees <sup>5</sup>	0%	None

<sup>1</sup> Inception date is January 8, 2014, its conversion date to a fund-of-funds. It was originally launched as BPI Global Equity Fund on August 30, 1994.

<sup>2</sup> Monthly Rate: Billings received for December 2025 divided by the average daily NAV for the same month valued at USD 206.05Mn

<sup>3</sup> Monthly Rate: Billings received for November divided by the average daily NAV for the same month valued at USD 203.98Mn

<sup>4</sup> Billing is received at the last quarter of the year

<sup>5</sup> Index licensing fee based on latest billing received from provider/s

**CLIENT SUITABILITY**

A client profiling process shall be performed prior to participating in the Fund to guide the prospective investor if the Fund is suited to his/her investment objectives and risk tolerance. Clients are advised to read the Declaration of Trust/Plan Rules of the Fund, which may be obtained from the Trustee, before deciding to invest.

This Fund is for investors who:

- Are at least classified as aggressive based on their risk profile.
- Have an investment horizon of more than five (5) years.

**KEY RISKS AND RISK MANAGEMENT**

You should not invest in this Fund if you do not understand or are not comfortable with the accompanying risks.

**Market/Price Risk:** Investors are exposed to adverse changes in the prices of global equity collective schemes (target funds) due to adverse market conditions, unfavorable company earnings and valuations, and negative developments in the political and economic conditions of the focus countries of the target funds.

**Liquidity Risk:** Investors are exposed to the risk of loss due to the inability of the target funds to convert security holdings to cash immediately or in instances where conversion to cash is possible but at a highly disadvantageous price due to limited participants in the market, low trading volumes, market disruptions, among others.

**Country Risk:** Investors are exposed to the risk of loss arising from negative developments in the political, economic and social conditions of the focus countries of the underlying securities of the target funds, which may adversely affect the value of the Fund.

**FX Risk:** Investors are exposed to the risk of loss from a decline in the market value of the target fund when the underlying securities of the target funds are translated to USD.

The Fund's investment outlets undergo proper screening and evaluation in accordance with the Trustee's accreditation process. The Fund may also use financial derivatives to hedge the portfolio against market and credit risks.

• THE UNIT INVESTMENT TRUST FUND (UITF) IS NOT A DEPOSIT AND IS NOT INSURED BY THE PHILIPPINE DEPOSIT INSURANCE CORP. (PDIC).

• RETURNS CANNOT BE GUARANTEED AND HISTORICAL NAVPU IS FOR ILLUSTRATION OF NAVPU MOVEMENTS/FLUCTUATIONS ONLY.

• WHEN REDEEMING, THE PROCEEDS MAY BE WORTH LESS THAN THE ORIGINAL INVESTMENT AND ANY LOSSES SHALL BE SOLELY FOR THE ACCOUNT OF THE CLIENT.

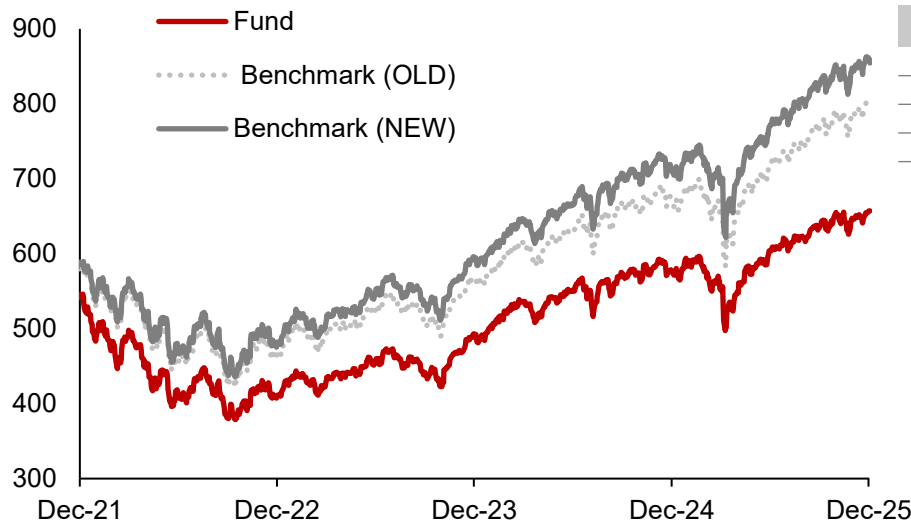
• THE TRUSTEE IS NOT LIABLE FOR ANY LOSS UNLESS UPON WILLFUL DEFAULT, BAD FAITH OR GROSS NEGLIGENCE.

• THIS PRODUCT CANNOT BE SOLD TO YOU UNLESS ITS BENEFITS AND RISKS HAVE BEEN THOROUGHLY EXPLAINED. IF YOU DO NOT FULLY UNDERSTAND THIS PRODUCT, DO NOT PURCHASE OR INVEST IN IT.

## FUND PERFORMANCE AND STATISTICS

(Purely for reference purposes and is not a guarantee of future results)

### NAVPU GRAPH



### NAVPU OVER THE PAST 12 MONTHS

Highest	657.30
Lowest	497.63

### STATISTICS

Volatility, Past 1 Year (%) <sup>9</sup>	13.63
Sharpe Ratio <sup>10</sup>	0.69
Information Ratio <sup>11</sup>	-1.49
Current No. of Holdings	13

<sup>7</sup> Effective January 2, 2025, the Fund's benchmark changed from MSCI World Index (USD) to MSCI All Country World Index Net Total Return USD Index to ensure alignment with BSP Circular No. 1178, Guidelines on the Use of Benchmarks for UITFs.

<sup>8</sup> Since Inception

<sup>9</sup> Measures the degree to which the Fund fluctuates vis-à-vis its average return over a period of time.

<sup>10</sup> Used to characterize how well the return of a Fund compensates the investor for the level of risk taken. The higher the number, the better.

<sup>11</sup> Measures reward-to-risk efficiency of the portfolio relative to the benchmark. The higher the number, the higher the reward per unit of risk.

	CUMULATIVE						ANNUALIZED				CALENDAR YEAR					
	1M	3M	6M	1Y	3Y	S.I. <sup>8</sup>	1Y	3Y	5Y	S.I. <sup>8</sup>	YTD	2024	2023	2022	2021	2020
Fund (Net%)	1.54	3.20	8.71	13.63	59.79	152.67	13.63	16.91	6.48	8.04	13.63	17.53	19.65	-24.50	13.46	18.15
Benchmark	1.64	3.90	11.82	21.58	74.80	176.69	21.58	20.46	11.23	8.87	21.58	18.50	21.33	-19.18	20.49	13.42

### <sup>6</sup> BENCHMARK INFORMATION

**Name:** MSCI All Country World Index Net Total Return USD Index

**Description and Key Characteristics:** The MSCI ACWI Index, MSCI's flagship global equity index, is designed to represent performance for the full opportunity set of large- and mid-cap stocks across 23 developed and 24 Emerging Markets. With 2,757 constituents, the index covers approximately 85% of the global investable equity opportunity set.

The index is based on the MSCI Global Investable Market Indexes (GIMI) Methodology —a comprehensive and consistent approach to index construction that allows for meaningful global views and cross regional comparisons across all market capitalization size, sector and style segments and combinations. This methodology aims to provide exhaustive coverage of the relevant investment opportunity set with a strong emphasis on index liquidity, investability and replicability

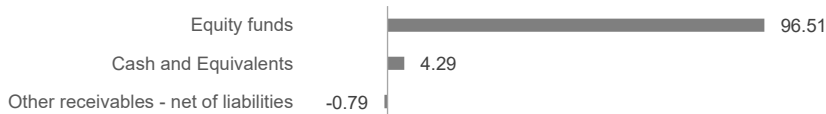
The MSCI Total Return Indices measure the market performance, including price performance and income from regular cash distributions (cash dividend payments or capital repayments). MSCI's Daily Total Return (DTR) methodology reinvests regular cash distributions in indices on the ex-date of such distributions.

Information about the benchmark may be accessed through MSCI. Alternatively, participants may request information from BPI Wealth at [bpiwealth.com.ph](http://bpiwealth.com.ph).

It is hereby disclosed that any deviations between the UITF's risk-return profile or characteristics and those of the designated benchmark have been reasonably justified and duly approved by the Board of Directors, in accordance with fiduciary and regulatory obligations.

## PORTFOLIO COMPOSITION

### ALLOCATION (%)



### TOP HOLDINGS

Name	% of Holdings
Wellington Global Quality Growth Fund	23.01
JPMorgan Global Select Equity Fund	21.03
UBS Global EM Opportunity Fund	14.97
SPDR S&P 500 ETF	14.70
Janus Henderson Horizon Global Sustainable Equity	7.12

### RELATED PARTY TRANSACTIONS\*

The Fund has transactions and outstanding investments with entities related to BPI Wealth – A Trust Corporation ("BPI Wealth").

Bank of the Philippine Islands – Php80k

\* Related party in accordance with BPI Wealth's internal policy.

## TARGET FUNDS' INFORMATION

NAME	DOMICILE	REGULATOR	OBJECTIVE
iShares JP Morgan EM Local Currency Bond ETF	United States	SEC	Seeks to track index composed of US and Canadian technology and select communication services companies.
SPDR S&P 500 ETF	United States	SEC	Tracks the performance of the S&P 500 Index composed of 500 predominantly large-capitalization US stocks
Capital Group New Perspective Fund	Luxembourg	SFDR	Aims to provide long-term growth of capital and future income. The fund invests in common stocks that have the potential for growth and the potential to pay dividends in the future.
Janus Henderson Horizon Global Sustainable Equity Fund	Luxembourg	CSSF	aims to provide capital growth over the long term (5 years or more) by investing in companies whose products and services are considered by the Investment Manager as contributing to positive environmental or social change and thereby have an impact on the development of a sustainable global economy.
JPMorgan Investment Funds – Japan Strategic Value Fund Class I	Luxembourg	CSSF	Aims To provide long-term capital growth by investing primarily in a value style biased portfolio of Japanese companies.
JPMorgan Global Select Equity Fund	Luxembourg	CSSF	Seeks to achieve a return in excess of the global equity markets by investing primarily in companies, globally.
UBS Global Emerging Market Opportunity Fund.	Luxembourg	CSSF	Seeks capital appreciation on a risk adjusted basis over the medium to long-term. The Fund invests in equity and equity-related securities and other investments as set out below in global emerging countries, listed or traded in regulated markets or exchanges.
Wellington Asia Technology Fund	Luxembourg	CSSF	Seeks long-term total returns. The fund invests in the equity securities of technology and technology related companies listed or operating in the Asia region.
Wellington Global Quality Growth Fund	Luxembourg	CSSF	Aims to achieve longer-term total returns

## OUTLOOK AND STRATEGY

**Market Review.** Global equities advanced in December, with broadening participation outside of U.S. mega-caps and stronger gains across developed Europe and Asia Pacific ex-Japan. The MSCI World Index rose 0.8% in U.S. dollar terms, while the MSCI World ex US Index gained 3.0%. Cyclical and value exposure outperformed in several regions.

Eurozone equities ended the year on a strong footing, supported by growing confidence in the region's economic outlook and prospects for broader earnings growth in 2026. The MSCI Europe ex UK Index rose 4.0% in U.S. dollar terms and 2.8% in euro. Major benchmarks across the regions closed out 2025 near record highs.

Japanese equities saw modest gains in December, with headlines centered on the Bank of Japan's policy stance and messaging, firm wage dynamics, and yield moves that kept the yen volatile and investors attentive to the cadence of any future rate hikes. The TOPIX rose 1.0% in yen terms and 0.9% in U.S. dollars, while the Nikkei 225 increased 0.3% in local terms.

Emerging market equities rose in December, with leadership concentrated in Asia tech-exposed markets and selected commodity-linked regions. The MSCI Emerging Markets Index rose 3.0% in U.S. dollar terms, ending 2025 up nearly 35% on the year for its best annual performance since 2017.

**Fund Performance.** The fund returned 1.54% in December, underperforming the benchmark by 10 basis points. Security selection within the fund detracted performance.

**Fund Strategy.** We remain positive on global equities hinged on a resilient global economy despite tariff threats, above-trend earnings growth on large caps, an AI investment boom, and less policy risk with the Fed's rate cut path supportive of easing fiscal and monetary policy on other economies. We prefer broadening global equities exposure with preference for Asia and Asia Emerging Markets which will provide robust upside benefitting from attractive valuations, rising domestic liquidity, and improving macro momentum. Tech plays in EM will benefit from the overall AI investment cycle, while fiscal policies will support domestic growth.

## LIST OF PROSPECTIVE INVESTMENTS

The following are among the Fund's approved investment outlets, wherein the Trustee intends to invest depending on strategy, availability, or other market-driven circumstances:

(a) Primarily in more than one collective investment schemes ("CIS"), that are approved or registered and supervised by regulatory authorities that is a member of the International Organization of Securities Commissions (IOSCO) and managed by reputable fund manager/s the investment objectives and policies of which are generally consistent with those of the Fund; provided further that such combined investment in collective investment schemes should not fall below ninety percent (90%) of the net asset value of the Fund. The Target Fund must be recognized as a collective investment scheme in its home jurisdiction by a regulatory authority or any regulatory authority acceptable to the BSP to supervise this CIS;

(b) Primarily short-term tradable fixed income instruments issued or guaranteed by the Philippine government or the BSP; tradable fixed income instruments issued by financial institutions or private corporations; exchange-listed securities; marketable instruments that are traded in an organized exchange; loans traded in an organized market; and, such other tradable investment outlets/ categories as the BSP may allow. Provided, that, a financial instrument is regarded as tradable if quoted two-way prices are readily available and regularly available from an exchange, dealer, broker, industry group, pricing service or regulatory agency, and those prices represent actual and regularly occurring market transactions on an arm's length basis;

(c) Primarily short-term tradable fixed-income instruments issued, underwritten, or otherwise dealt by BPI and/or any of its subsidiaries, affiliates, their successors-in-interest or assignees, their directors, officers, stockholders, and related interest, and any of their trust and fund managed accounts, under such terms and conditions as the Trustee may deem to be in the best interest of the Fund; and, any such other instruments as may be allowed under BSP regulations. Investment with related interests shall be in accordance with Section 414-Q of the MORNBFi;

(d) The principal investments of the Fund will be denominated in, but are not limited to, the following major currencies: U.S. Dollar, Euro, British Pound, Canadian Dollar, Australian Dollar, Swiss Franc, Danish Kroner, and Japanese Yen;

(e) Deposit products;

(f) Money market instruments;

(g) Such other investments suitable to the nature, classification, and strategy of the Fund, as allowed by prevailing regulations.

## IMPORTANT NOTICES

BPI Wealth is a subsidiary of the Bank of the Philippine Islands. For inquiries and comments, please send us a message through [bpiwealth@bpi.com.ph](mailto:bpiwealth@bpi.com.ph) or by visiting [www.bpi.com.ph/contactus](http://www.bpi.com.ph/contactus). You may also call our 24-hour BPI Contact Center at (+632) 889 10000.

BPI Wealth as Trustee/Investment Manager is regulated by the Bangko Sentral ng Pilipinas. <https://www.bsp.gov.ph>

### Qualified Participants

Participation in the Fund shall be open to Participants with legal capacity to contract and who are not considered US persons under the US securities and tax laws, subject to the other conditions, rules or provisions stated in the Plan Rules and those established by the Trustee. No beneficial owner shall hold more than 10% of the Fund. Any investor who owns more than 10% shall be asked to redeem the amount (or its equivalent number of units) in excess of 10% within thirty (30) calendar days.

### SPECIFIC RISKS IN INVESTING IN A FUND-OF-FUNDS

The performance of the underlying Target Fund/s on an individual or collective basis impacts the performance of the BPI Global Equity Fund-of-Funds.

The BPI Global Equity Fund-of-Funds incurs trust fee payable to the Trustee. Additionally, the Target Fund/s charge their own management fee/s. Such fees are already included in the computation of the Net Asset Value per Unit, which is the price at which investors subscribe and redeem units of the Fund.

DUE TO THE FUND-OF-FUNDS STRUCTURE OR LAYERED INVESTMENT STRUCTURE OF THE FUND, PARTICIPANTS MAY BE SUBJECTED TO HIGHER FEES WITH THE ADDITION OF FEES AND EXPENSES IMPOSED BY THE TARGET FUNDS. PARTICIPANTS ARE ADVISED TO CONSIDER THESE FEES AND EXPENSES BEFORE INVESTING.